

Statute offences were reported in the selected areas. Federal Statute offences were reported with greater frequency outside the metropolitan areas.

Table III A shows the number of offences reported, offences cleared by charge, offences cleared otherwise and rate per 100,000 population for Canada and the twelve police metropolitan areas in Canada. Rates calculated in this part of the report are in no way comparable to the rates calculated in Part I or II. These are based on the total estimated population for the communities as of December 31, 1967, as reported by the police in their annual administration statistics return to DBS. Canada's total population as shown in Table III A was estimated by the Census Division of DBS as of January 1, 1968.

Offences Reported

The reported offence rates for the police metropolitan areas are higher for Criminal Code, and Municipal By-laws than the reported offence rate for Canada as shown in Table III A. The Federal Statute offence rate was 37.2 per 100,000 population for the twelve police areas compared with a rate of 184.7 for Canada. The offence rate for each category of offence varies considerably between police metropolitan areas.

The Canada rate for Criminal Code offences was 3,810.3 per 100,000 population compared with 4,891.5 for all police metropolitan areas, and ranged from 2,687.9 for the Quebec area to 7,922.2 for the Edmonton area. Canada's two largest metropolitan centres, the Toronto and Montreal areas showed rates of 4,365.4 and 4,382.2 respectively.

Federal Statutes rates ranged from Nil in the Quebec and Halifax areas to 104.3 in the Vancouver area. Provincial Statutes rates ranged from 1.7 per 100,000 population in the Quebec area to 3,095.6 in the Vancouver area while Municipal By-laws showed a low of 34.3 in the Windsor area and a high of 1,118.5 in the London area.

Offences Cleared

Table III A shows also the percentage of reported offences cleared. The percentage of Federal Statutes cleared was above 84 per cent in all areas except Quebec and Halifax where none were reported. The percentage of Municipal By-law offences cleared was 70 per cent or higher except in the Quebec area where 45.5 per cent of such cases were reported cleared. The percentage of Provincial Statute offences cleared never fell below 95 per cent except for the Quebec area which reported 33.3 per cent cleared.

infractions aux lois provinciales ont été signalées dans les zones choisies. Les régions situées en dehors des zones métropolitaines ont accusé un taux plus élevé d'infractions aux lois fédérales.

Le tableau III A laisse voir le nombre d'infractions signalées, d'infractions classées par mise en accusation et sans mise en accusation, ainsi que le taux pour 100,000 habitants au Canada et dans les zones métropolitaines de police. Les taux calculés dans la présente partie du rapport ne peuvent nullement se comparer à ceux de la Partie I ou de la Partie II, car ils se fondent sur la population totale estimative des agglomérations au 31 décembre 1967 que les sûretés ont déclaré dans leur rapport annuel au B.F.S. sur la statistique de l'administration. La population totale du Canada au tableau III A est l'estimation, au 1er janvier 1968 qu'a établie la Division du recensement du B.F.S.

Infractions signalées

Les taux des infractions signalées qui relevaient du Code criminel et des règlements municipaux ont été plus élevés dans l'ensemble des zones métropolitaines de police que les taux nationaux correspondants (Tableau IIIA). Le taux d'infractions aux lois fédérales a été 37.2 pour 100,000 habitants dans les douze zones métropolitaines de police au regard de 184.7 dans tout le Canada. Le taux de chaque catégorie d'infractions varie considérablement d'une zone métropolitaine à l'autre.

Le taux national des infractions au Code criminel a été de 3,810.3 pour 100,000 habitants au regard de 4,891.5 dans l'ensemble des zones métropolitaines de police, où il s'est échelonné de 2,687.9 dans la zone de Québec à 7,922.2 dans celle d'Edmonton. Les centres métropolitains les plus importants au Canada, Toronto et Montréal, ont accusé des taux respectifs de 4,365.4 et 4,382.2.

Les taux d'infractions aux lois fédérales ont varié de néant dans les zones d'Halifax et Québec, à 104.3 dans celle de Vancouver. Les taux d'infractions aux lois provinciales se sont échelonnées de 1.7 pour 100,000 habitants dans la zone de Québec à 3,095.6 dans celle de Vancouver tandis que la zone de Windsor a accusé le plus bas taux d'infractions aux règlements municipaux (34.3), et celle de London, le plus élevé (1,118.5).

Infractions classées

Le tableau III A donne aussi le pourcentage des infractions classées. Le pourcentage de celles qui relèvent des lois fédérales a été supérieur à 84 dans toutes les zones excepté Québec et Halifax où aucune fut signalée. Celui des infractions aux règlements municipaux a été de 70 p. 100 et plus, sauf dans la zone de Québec (45.5). Le pourcentage des infractions classées relevant des lois provinciales n'a pas été inférieur à 95 p. 100 excepté dans la zone de Québec où 33.3 furent classées.

CHART - F

GRAPHIQUE - F

PERCENTAGE OF CRIMINAL CODE OFFENCES CLEARED FOR THE TWELVE METROPOLITAN AREAS, CANADA, 1967
 POURCENTAGE DES INFRACTIONS CLASSÉES RELEVANT DU CODE CRIMINEL DANS CHACUNE DES DOUZE ZONES MÉTROPOLITAINES DE POLICE, CANADA, 1967




TABLE IIIA. Number of Offences Reported, Cleared by Charge and Cleared Otherwise, Percentage cleared and Rate per 100,000¹ Population for the Twelve Selected Police Metropolitan Areas and Canada, 1967

No.	Offence — Infraction	Canada	Total police metropolitan area	Police metropolitan areas — Zones métropolitaines de police		
			Total, zones métropolitaines de police	Montreal area — Zone de Montréal	Toronto area — Zone de Toronto	Vancouver area — Zone de Vancouver
1	Population ¹ — Total	20,630,000	7,789,651	1,985,705	1,909,954	801,436
2	Reported offences — Infractions signalées	1,190,207	522,375	105,452	118,171	82,255
3	Cleared by charge — Classées par mise en accusation	537,420	216,231	34,022	60,026	39,749
4	Cleared otherwise — Classées sans mise en accusation	126,342	48,069	6,861	7,851	3,577
5	Percentage cleared — Pourcentage d'infractions classées	55.8	50.6	38.8	57.4	52.7
6	Offence rate per 100,000 ¹ population — Taux pour 100,000 habitants ¹	5,769.3	6,706.0	5,310.6	6,187.1	10,263.5
Criminal Code — Code criminel:						
7	Reported offences — Infractions signalées	786,071	381,031	87,017	83,377	51,232
8	Cleared by charge — Classées par mise en accusation	185,065	87,625	17,774	25,551	10,153
9	Cleared otherwise — Classées sans mise en accusation	98,426	39,971	5,682	7,734	3,323
10	Percentage cleared — Pourcentage d'infractions classées	36.1	33.5	27.0	39.9	26.3
11	Offence rate per 100,000 ¹ population — Taux pour 100,000 habitants ¹	3,810.3	4,891.5	4,382.2	4,365.4	6,392.5
Federal Statutes — Lois fédérales:						
12	Reported offences — Infractions signalées	38,100	2,900	563	142	836
13	Cleared by charge — Classées par mise en accusation	29,228	2,351	495	122	739
14	Cleared otherwise — Classées sans mise en accusation	3,557	354	36	7	7
15	Percentage cleared — Pourcentage d'infractions classées	86.0	93.3	94.3	90.8	89.2
16	Offence rate per 100,000 ¹ population — Taux pour 100,000 habitants ¹	184.7	37.2	28.4	7.4	104.3
Provincial Statutes — Lois provinciales:						
17	Reported offences — Infractions signalées	296,504	98,472	913	33,724	24,809
18	Cleared by charge — Classées par mise en accusation	272,583	96,320	783	33,425	24,300
19	Cleared otherwise — Classées sans mise en accusation	12,352	1,196	93	110	60
20	Percentage cleared — Pourcentage d'infractions classées	96.1	99.0	95.9	99.4	98.2
21	Offence rate per 100,000 ¹ population — Taux pour 100,000 habitants ¹	1,437.2	1,264.1	46.0	1,765.7	3,095.6
Municipal By-laws — Règlements municipaux:						
22	Reported offences — Infractions signalées	69,532	39,972	16,959	928	5,378
23	Cleared by charge — Classées par mise en accusation	50,524	29,935	14,970	928	4,557
24	Cleared otherwise — Classées sans mise en accusation	12,007	6,548	1,050	—	187
25	Percentage cleared — Pourcentage d'infractions classées	89.9	91.3	94.5	100.0	88.2
26	Offence rate per 100,000 ¹ population — Taux pour 100,000 habitants ¹	337.0	513.1	854.1	48.5	671.0

¹ Canada population estimated January 1, 1968 while group population obtained from December 31, 1967 estimates provided by contributing departments.

TABLEAU III A. Nombre d'infractions signalées, d'infractions classées par mise en accusation et sans mise en accusation pourcentage d'infractions classées, et taux pour 100,000¹ habitants dans les douze zones métropolitaines de police, Canada, 1967

Police metropolitan areas Zones métropolitaines de police									N°
Winnipeg area Zone de Winnipeg	Ottawa area Zone d'Ottawa	Hamilton area Zone d'Hamilton	Edmonton area Zone d'Edmonton	Calgary area Zone de Calgary	Quebec area Zone de Québec	Windsor area Zone de Windsor	London area Zone de London	Halifax area Zone de d'Halifax	
509.010	497.166	423.380	393.563	354.856	350.650	207.076	200.455	156.400	1
33.740	26.292	31.873	43.032	28.383	10.447	12.084	18.898	11.748	2
13.940	11.068	10.175	14.873	13.045	2.407	4.211	6.860	5.855	3
1.153	850	5.973	10.562	3.236	469	927	4.784	1.826	4
44.7	45.3	50.7	59.1	57.4	27.5	42.5	61.6	65.4	5
6.628.6	5.288.4	7.528.2	10.933.9	7.998.5	2.979.3	5.835.5	9.427.6	7,511.5	6
26.830	19.642	25.413	31.179	19.766	9.425	9.895	11.176	6.079	7
7.127	4.782	4.591	6.263	5.152	1.986	2.032	1.315	899	8
1.115	811	5.447	7.479	2.682	426	922	3.237	1.113	9
30.7	28.4	39.5	44.1	39.6	25.6	29.9	40.7	33.1	10
5.271.0	3.950.8	6.002.4	7.922.2	5.570.1	2.687.9	4.778.4	5.575.3	3.886.8	11
214	172	296	357	217	—	32	71	—	12
212	172	157	279	82	—	24	69	—	13
2	—	118	56	125	—	3	—	—	14
100.0	100.0	92.9	93.8	95.4	—	84.4	97.2	—	15
42.0	34.6	69.9	90.7	61.2	—	15.4	35.4	—	16
4.256	2.972	5.002	8.598	5.961	6	2.086	5.409	4.736	17
4.205	2.860	4.814	8.110	5.608	2	2.086	5.391	4.736	18
13	13	148	434	311	—	1	13	—	19
99.1	96.7	99.2	99.4	99.3	33.3	100.0	99.9	100.0	20
836.1	597.8	1.181.4	2.184.7	1.679.8	1.7	1.007.4	2.698.4	3.028.1	21
2.440	3.506	1.162	2.898	2.439	1.016	71	2.242	933	22
2.396	3.254	613	221	2.203	419	69	85	220	23
23	26	260	2.593	118	43	1	1.534	713	24
99.1	93.6	75.1	97.1	95.2	45.5	98.6	72.2	100.0	25
479.4	705.2	274.5	736.3	687.3	289.7	34.3	1.118.5	596.5	26

¹ La population du Canada est évaluée au 1er janvier 1968, tandis que la population des groupes représente la somme des évaluations arrêtées au 31 décembre 1967 et fournies par les sûretés répondantes.

Chart F shows the percentage of Criminal Code offences cleared for each of the twelve metropolitan areas. As indicated in the chart, the percentage cleared ranged from 25.6 in the Quebec area to 44.1 in the Edmonton area.

Persons Charged

The numbers of persons charged with Criminal Code, Federal and Provincial Statute and Municipal By-law offences as reported by the Police in 1965, 1966 and 1967 and the rates per 100,000 population for the twelve police metropolitan areas is given in Table III B.

Le graphique F donne le pourcentage des infractions classées relevant du Code criminel dans chacune des douze zones métropolitaines de police. Comme l'indique le graphique, le pourcentage d'infractions classées a varié de 25.6 dans la zone de Québec à 44.1 dans celle d'Edmonton.

Personnes inculpées

Le nombre de personnes accusées d'infractions au Code criminel, aux lois fédérales et provinciales et aux règlements municipaux, d'après les rapports des sûretés pour 1965, 1966 et 1967 et les taux pour 100,000 habitants dans les douze zones métropolitaines de police font l'objet du tableau III B.

TABLE III B. Population, Number of Persons Reported Charged and Rate per 100,000¹ Population, by Police Metropolitan Area, 1965, 1966 and 1967

TABLEAU III B. Population, nombre de personnes accusées et taux pour 100,000¹ habitants, par zone métropolitaine de police, 1965, 1966 et 1967

Police metropolitan area and year Zones métropolitaines de police et année	Population ¹	Criminal Code Code criminel		Federal Statutes Lois fédérales		Provincial Statutes Lois provinciales		Municipal By-laws Règlements municipaux	
		Number Nombre	Rate Taux	Number Nombre	Rate Taux	Number Nombre	Rate Taux	Number Nombre	Rate Taux
Canada:									
1965.....	19,785,000	170,855	863.6	22,463	113.5	249,239	1,259.7	41,437	209.4
1966.....	20,252,000	182,568	901.5	27,562	136.1	264,843	1,307.7	46,096	227.2
1967.....	20,630,000	201,370	976.1	27,943	135.4	275,567	1,335.8	49,972	242.2
Metropolitan areas - Total - Zones métropolitaines:									
1965.....	7,378,253	75,265	1,020.1	2,575	34.9	94,845	1,285.5	23,986	325.1
1966.....	7,572,772	81,724	1,079.2	2,536	33.5	96,393	1,272.9	28,398	375.0
1967.....	7,789,651	87,454	1,122.7	2,573	33.0	95,807	1,229.9	29,286	376.0
Montreal area - Zone de Montréal:									
1965.....	1,925,425	16,919	878.7	704	36.6	576	29.9	10,032	521.0
1966.....	1,989,491	19,187	964.4	541	27.2	624	31.4	14,092	708.3
1967.....	1,985,705	20,870	1,051.0	608	30.6	924	46.5	15,341	772.6
Toronto area - Zone de Toronto:									
1965.....	1,800,000	19,608	1,089.3	182	10.1	34,984	1,943.6	300	16.7
1966.....	1,860,000	21,028	1,130.5	221	11.9	32,260	1,734.4	485	26.1
1967.....	1,909,954	21,946	1,149.0	264	13.8	32,987	1,727.1	1,033	54.1
Vancouver area - Zone de Vancouver:									
1965.....	760,637	9,445	1,241.7	670	88.1	26,084	3,429.2	5,195	683.0
1966.....	771,752	10,999	1,425.2	779	100.9	27,941	3,620.5	6,013	779.1
1967.....	801,436	11,801	1,472.5	713	89.0	24,351	3,038.4	4,576	571.0
Winnipeg area - Zone de Winnipeg:									
1965.....	501,054	7,593	1,515.4	192	38.3	4,213	840.8	2,785	555.8
1966.....	500,782	7,340	1,465.7	192	38.3	3,796	758.0	2,325	464.3
1967.....	509,010	7,350	1,444.0	236	46.4	4,037	793.1	2,399	471.3
Ottawa area - Zone d'Ottawa:									
1965.....	447,794	3,644	813.8	273	61.0	2,240	500.2	2,858	638.2
1966.....	458,912	4,256	927.4	213	46.4	2,645	576.4	3,185	694.0
1967.....	497,166	4,886	982.8	180	36.2	3,056	614.7	3,228	648.9
Hamilton area - Zone d'Hamilton:									
1965.....	395,402	3,644	921.6	136	34.4	4,980	1,259.5	183	46.3
1966.....	412,136	4,036	979.3	156	37.9	4,907	1,190.6	337	81.8
1967.....	423,380	4,739	1,119.3	158	37.3	5,087	1,201.5	553	130.6

¹ See footnote on Table III A.

¹ Voir renvoi au tableau III A.

TABLE III B. Population, Number of Persons Reported Charged and Rate per 100,000¹ Population, by Police Metropolitan Area, 1965, 1966 and 1967 – Concluded

TABLEAU III B. Population, nombre de personnes accusées et taux pour 100,000¹ habitants, par zone métropolitaine de police, 1965, 1966 et 1967 – fin

Police metropolitan area and year Zones métropolitaines de police et année	Population ¹	Criminal Code — Code criminel		Federal Statutes — Lois fédérales		Provincial Statutes — Lois provinciales		Municipal By-laws — Règlements municipaux	
		Number — Nombre	Rate — Taux	Number — Nombre	Rate — Taux	Number — Nombre	Rate — Taux	Number — Nombre	Rate — Taux
Metropolitan areas – Total – Zone métropolitaines – Concluded – fin:									
Edmonton area – Zone d'Edmonton:									
1965	371,265	4,720	1,271.3	206	55.5	7,422	1,999.1	125	33.7
1966	381,230	4,599	1,206.4	236	61.9	8,144	2,136.2	154	40.4
1967	393,563	5,156	1,310.1	262	66.6	7,921	2,012.6	160	40.7
Calgary area – Zone de Calgary:									
1965	311,000	4,058	1,304.8	108	34.7	4,787	1,539.2	689	221.5
1966	323,289	4,417	1,366.3	75	23.2	4,799	1,484.4	1,210	374.3
1967	354,856	4,481	1,262.8	69	19.4	4,990	1,406.2	1,170	329.7
Quebec area – Zone de Québec:									
1965	329,673	2,086	632.7	21	6.4	3	0.9	1,560	473.2
1966	325,523	1,783	547.7	—	—	3	0.9	506	155.4
1967	350,650	1,850	527.6	—	—	1	0.3	450	128.3
Windsor area – Zone de Windsor:									
1965	197,541	1,380	698.6	5	2.5	594	300.7	108	54.7
1966	204,660	1,803	881.0	30	14.7	1,897	926.9	19	9.3
1967	207,076	2,047	988.5	26	12.6	2,342	1,131.0	69	33.3
London area – Zone de London:									
1965	185,562	1,125	606.3	78	42.0	4,798	2,585.7	101	54.4
1966	191,794	1,068	556.8	91	47.4	5,056	2,636.2	43	22.4
1967	200,455	1,244	620.6	57	28.4	5,374	2,680.9	89	44.4
Halifax area – Zone d'Halifax:									
1965	152,900	1,043	682.1	—	—	4,164	2,723.3	50	32.7
1966	153,203	1,208	788.5	2	1.3	4,321	2,820.4	29	18.9
1967	156,400	1,084	693.1	—	—	4,737	3,028.8	220	140.7

¹ See footnote on Table III A.

¹ Voir renvoi au tableau III A.

The 1967 reported rate for persons charged with Provincial Statutes in all metropolitan areas was 1,229.9 per 100,000 population compared with a rate of 1,335.8 for Canada. Federal Statute and Municipal By-law persons charged rates in 1967 for all police metropolitan areas were 33.0 and 376.0 respectively compared with Canada rates of 135.4 for Federal Statutes and 242.2 for Municipal By-law offences. There is considerable variation in the persons charged rates between areas for these categories of offences.

For Criminal Code offences, the 1967 persons charged rate was 1,122.7 for all police metropolitan areas compared with 976.1 for Canada and ranged from 527.6 in the Quebec area to 1,472.5 in the Vancouver area.

Dans l'ensemble des zones métropolitaines, le taux de personnes accusées de délits aux lois provinciales en 1967 a été de 1,229.9 pour 100,000 habitants au regard de 1,335.8 dans l'ensemble du Canada. Dans le cas des personnes accusées d'infractions aux lois fédérales et aux règlements municipaux, les taux se sont chiffrés respectivement par 33 et 376 dans l'ensemble des zones métropolitaines de police au regard de 135.4 (lois fédérales) et 242.2 (règlements municipaux) dans tout le pays. On remarque que dans ces catégories d'infractions, les taux de mises en accusation ont beaucoup varié d'une zone à l'autre.

Quant aux infractions au Code criminel, le taux de personnes inculpées en 1967 a été de 1,122.7 dans l'ensemble des zones métropolitaines de police et de 976.1 dans l'ensemble du pays; il a varié de 527.6 dans la zone de Québec à 1,472.5 dans celle de Vancouver.

Motor Vehicles Stolen and Recovered

Motor vehicles reported stolen and recovered in 1965, 1966 and 1967 and the percentage recovered is given in Table III C.

Véhicules à moteur volés et retrouvés

Le tableau III C contient les chiffres relatifs aux véhicules à moteur volés et retrouvés en 1965, 1966 et 1967 et le pourcentage de véhicules à moteur volés.

TABLE III C. Motor Vehicles Reported Stolen and Recovered by Police Metropolitan Area, Canada, 1965, 1966 and 1967

TABLEAU III C. Véhicules à moteur volés et retrouvés par zone métropolitaine de police, Canada, 1965, 1966 et 1967

Police metropolitan area and year Zones métropolitaines de police et année	Stolen Volés	Recovered Retrouvés	Percentage recovered Pourcentage des véhicules retrouvés
Canada:			
1965	37,419	34,325	91.7
1966	39,025	37,022	94.9
1967	44,209	41,649	94.2
Metropolitan areas - Total - Zones métropolitaines:			
1965	23,525	21,095	89.7
1966	24,072	22,841	94.9
1967	27,061	25,277	93.4
Montreal area - Zone de Montréal:			
1965	8,104	6,008	74.1
1966	7,425	6,611	89.0
1967	8,523	7,404	86.9
Toronto area - Zone de Toronto:			
1965	5,058	4,940	97.7
1966	5,037	4,909	97.5
1967	5,391	5,241	97.2
Vancouver area - Zone de Vancouver:			
1965	2,432	2,385	98.1
1966	3,023	3,007	99.5
1967	3,352	3,223	96.2
Winnipeg area - Zone de Winnipeg:			
1965	1,055	1,041	98.7
1966	1,116	1,083	97.0
1967	1,776	1,724	97.1
Ottawa area - Zone d'Ottawa:			
1965	1,412	1,368	96.9
1966	1,739	1,694	97.4
1967	1,953	1,869	95.7
Hamilton area - Zone d'Hamilton:			
1965	998	979	98.1
1966	998	955	95.7
1967	1,125	1,077	95.7
Edmonton area - Zone d'Edmonton:			
1965	1,002	979	97.7
1966	977	956	97.9
1967	1,029	1,025	99.6
Calgary area - Zone de Calgary:			
1965	678	686	101.2
1966	820	796	97.1
1967	980	891	90.9
Quebec area - Zone de Québec:			
1965	1,172	1,128	96.2
1966	1,322	1,273	96.3
1967	1,317	1,261	95.7
Windsor area - Zone de Windsor:			
1965	876	857	97.8
1966	830	798	96.1
1967	881	843	95.7
London area - Zone de London:			
1965	337	346	102.7
1966	371	354	95.4
1967	316	313	99.1
Halifax area - Zone d'Halifax:			
1965	401	378	94.3
1966	414	405	97.8
1967	418	406	97.1

Of the 44,209 motor vehicles reported stolen in Canada during 1967, 27,061 or 61.2 per cent were reported by police departments within the twelve police metropolitan areas. The Montreal area reported the highest number of vehicles stolen (8,523) during 1967 while the Halifax and London areas reported the lowest at 418 and 316 respectively.

In 1967 there were 25,277 motor vehicles recovered by police within the twelve selected areas representing 93.4 per cent of those stolen compared to 94.9 per cent recovered in 1966.

Other Information

Data relating to missing and located persons and persons drowned for the twelve selected areas are given in Tables III D and III E.

Sur les 44,209 vols de véhicules à moteur commis au Canada en 1967, les services de police des douze zones métropolitaines en ont signalé 27,061 ou 61.2 p. 100. La zone de Montréal en a signalé le plus grand nombre, soit 8,523 en 1967 et celles d'Halifax et de London les plus petits nombres, soit respectivement 418 et 316.

En 1967 les sûretés des douze zones désignées ont retrouvé 25,277 ou 93.4 p. 100 des véhicules volés (94.9 p. 100 en 1966).

Autres renseignements

Les données visant les personnes disparues et retrouvées, et les noyades dans les douze zones désignées figurent aux tableaux III D et III E.

TABLE III D. Persons Reported Missing and Located, by Police Metropolitan Area, Canada, 1967

TABLEAU III D. Personnes disparues et retrouvées par zone métropolitaine de police, Canada, 1967

Police metropolitan area Zones métropolitaines de police	Missing persons Personnes disparues		Located persons Personnes retrouvées		Percentage located Pourcentage des personnes retrouvées	
	Adults Adultes	Juveniles Jeunes gens	Adults Adultes	Juveniles Jeunes gens	Adults Adultes	Juveniles Jeunes gens
	CANADA	21, 746	33, 412	20, 893	32, 941	96. 1
Metropolitan areas - Total - Zones métropolitaines	12, 170	19, 114	11, 734	18, 868	96. 4	98. 7
Montreal area - Zone de Montréal	2, 947	3, 352	2, 848	3, 300	96.6	98.4
Toronto area - Zone de Toronto	3, 370	4, 501	3, 203	4, 427	95.0	98.4
Vancouver area - Zone de Vancouver	1, 064	2, 173	1, 107	2, 170	104.0	99.9
Winnipeg area - Zone de Winnipeg	1, 725	1, 025	1, 656	987	96.0	96.3
Ottawa area - Zone d'Ottawa	452	819	440	816	97.3	99.6
Hamilton area - Zone d'Hamilton	639	771	613	761	95.9	98.7
Edmonton area - Zone d'Edmonton	173	2, 476	173	2, 471	100.0	99.8
Calgary area - Zone de Calgary	233	906	185	871	79.4	96.1
Quebec area - Zone de Québec	163	315	155	307	95.1	97.5
Windsor area - Zone de Windsor	479	514	472	510	98.5	99.2
London area - Zone de London	594	1, 842	584	1, 841	98.3	99.9
Halifax area - Zone d'Halifax	331	420	298	407	90.0	97.0

TABLE III E. Number of Persons Drowned, by Police Metropolitan Area, Canada, 1967

TABLEAU III E. Nombre de personnes noyées, par zone métropolitaine de police, Canada, 1967

Police metropolitan area Zones métropolitaines de police	Number of persons drowned Nombre de personnes noyées
CANADA	1, 374
Metropolitan areas - Total - Zones métropolitaines	118
Montreal area - Zone de Montréal	29
Toronto area - Zone de Toronto	15
Vancouver area - Zone de Vancouver	21
Winnipeg area - Zone de Winnipeg	1
Ottawa area - Zone d'Ottawa	18
Hamilton area - Zone d'Hamilton	5
Edmonton area - Zone d'Edmonton	6
Calgary area - Zone de Calgary	4
Quebec area - Zone de Québec	7
Windsor area - Zone de Windsor	5
London area - Zone de London	1
Halifax area - Zone d'Halifax	6

TABLE III F. Crime in Selected Police Metropolitan Areas, 1967
Montreal Metropolitan Area

TABLEAU III F. Criminalité dans certaines zones métropolitaines de police, 1967
Zone métropolitaine de Montréal

Offence — Infraction	Actual number — Nombre réel d'infractions	Offences cleared — Infractions classées		Persons charged — Personnes inculpées			
		By charge — Par mise en accusation	Other-wise — Sans mise en accusation	Adults — Adultes		Juveniles — Jeunes gens	
				Male — Hommes	Female — Femmes	Boys — Garçons	Girls — Filles
Murder ¹ — Meurtre ¹	36	23	5	21	3	2	—
Attempted murder — Tentative de meurtre	36	23	1	22	1	1	—
Manslaughter — Homicide involontaire coupable	5	4	—	3	—	—	—
Rape — Viol.....	95	30	10	33	—	2	—
Other sexual offences — Autres infractions d'ordre sexuel.....	1,549	506	166	481	3	73	9
Wounding — Blessures.....	102	62	7	60	3	14	—
Assaults (not indecent) — Voies de fait (sauf attentat à la pudeur).....	5,688	2,484	1,621	2,321	126	167	14
Robbery — Vol qualifié	2,315	486	37	431	15	141	4
Breaking and entering — Introduction par effraction.....	18,294	1,372	252	876	21	736	21
Theft — Motor vehicle — Vol — Véhicule à moteur	8,440	1,239	174	820	13	670	12
Theft over \$50 — Vol de plus de \$50.....	13,777	1,210	395	737	181	400	40
Theft \$50 and under — Vol de \$50 ou moins.....	17,391	2,343	865	973	687	861	98
Have stolen goods — Avoir en sa possession des biens volés.....	432	386	39	209	41	87	16
Frauds — Fraudes.....	2,199	1,105	136	423	77	28	5
Prostitution.....	340	339	—	84	346	5	3
Gaming and betting — Jeu et paris.....	537	520	13	1,594	142	25	—
Offensive weapons — Armes offensives	269	220	25	184	8	57	1
Other Criminal Code ² — Autres infractions au Code criminel ²	15,512	5,422	1,936	5,140	589	642	68
Federal Statutes ³ — Lois fédérales ³	563	495	36	264	24	132	188
Provincial Statutes ³ — Lois provinciales ³	913	783	93	306	99	218	301
Municipal By-laws ³ — Règlements municipaux ³	16,950	14,970	1,050	12,890	1,566	812	73

See footnotes at end of table.

Voir renvois à la fin du tableau.

TABLE III F. Crime in Selected Police Metropolitan Areas, 1967 - Continued
Toronto Metropolitan Area

TABLEAU III F. Criminalité dans certaines zones métropolitaines de police, 1967 - suite
Zone métropolitaine de Toronto

Offence — Infraction	Actual number — Nombre réel d'infractions	Offences cleared — Infractions classées		Persons charged — Personnes inculpées			
		By charge — Par mise en accusation	Other- wise — Sans mise en accusation	Adults — Adultes		Juveniles — Jeunes gens	
				Male — Hommes	Female — Femmes	Boys — Garçons	Girls — Filles
Murder ¹ — Meurtre ¹	22	17	2	13	3	—	—
Attempted murder — Tentative de meurtre	4	3	—	2	—	2	—
Manslaughter — Homicide involontaire coupable	5	5	—	4	1	—	—
Rape — Viol	72	38	21	43	—	1	—
Other sexual offences — Autres infractions d'ordre sexuel	817	409	138	401	3	35	1
Wounding — Blessures	194	127	40	67	17	6	—
Assaults (not indecent) — Voies de fait (sauf attentat à la pudeur)	4,067	2,454	845	842	33	277	73
Robbery — Vol qualifié	1,014	354	107	293	15	73	2
Breaking and entering — Introduction par effrac- tion	10,377	2,529	1,350	913	13	761	22
Theft—Motor vehicle — Vol—Véhicule à moteur	5,391	834	35	517	16	361	5
Theft over \$50 — Vol de plus de \$50	11,199	1,452	614	776	174	201	29
Theft \$50 and under — Vol de \$50 ou moins	24,760	4,341	2,311	1,572	589	2,482	589
Have stolen goods — Avoir en sa possession des biens volés	1,280	1,255	21	451	73	250	13
Frauds — Fraudes	7,249	3,851	516	597	158	14	4
Prostitution	712	705	1	134	442	—	3
Gaming and betting — Jeu et paris	906	906	—	586	42	—	—
Offensive weapons — Armes offensives	547	524	7	356	14	67	1
Other Criminal Code ² — Autres infractions au Code criminel ²	14,761	5,747	1,726	4,101	409	2,479	525
Federal Statutes ³ — Lois fédérales ³	142	122	7	50	9	164	41
Provincial Statutes ³ — Lois provinciales ³	33,724	33,425	110	27,422	3,190	2,068	307
Municipal By-laws ³ — Règlements municipaux ³	928	928	—	636	78	304	15

See footnotes at end of table.

Voir renvois à la fin du tableau.

TABLE III F. Crime in Selected Police Metropolitan Areas, 1967 - Continued
Vancouver Metropolitan Area

TABLEAU III F. Criminalité dans certaines zones métropolitaines de police, 1967 - suite
Zone métropolitaine de Vancouver

Offence — Infraction	Actual number — Nombre réel d'infractions	Offences cleared — Infractions classées		Persons charged — Personnes inculpées			
		By charge — Par mise en accusation	Other- wise — Sans mise en accusation	Adults — Adultes		Juveniles — Jeunes gens	
				Male — Hommes	Female — Femmes	Boys — Garçons	Girls — Filles
		Murder ¹ - Meurtre ¹	14	12	1	10	1
Attempted murder - Tentative de meurtre	11	11	—	14	—	—	—
Manslaughter - Homicide involontaire coupable	2	2	—	1	1	—	—
Rape - Viol	59	15	18	21	—	2	—
Other sexual offences - Autres infractions d'ordre sexuel	418	76	67	80	1	14	1
Wounding - Blessures	55	35	5	27	4	4	—
Assaults (not indecent) - Voies de fait (sauf attentat à la pudeur)	3,931	1,076	1,409	1,367	63	62	1
Robbery - Vol qualifié	726	166	40	198	12	27	1
Breaking and entering - Introduction par effrac- tion	8,690	1,017	168	460	10	558	12
Theft - Motor vehicle - Vol - Véhicule à moteur	3,520	437	27	169	3	342	7
Theft over \$50 - Vol de plus de \$50	5,764	438	159	286	77	103	13
Theft \$50 and under - Vol de \$50 ou moins	14,122	2,165	474	1,202	650	605	223
Have stolen goods - Avoir en sa possession des biens volés	389	354	7	226	19	140	6
Frauds - Fraudes	3,576	1,277	375	679	111	39	8
Prostitution	384	375	—	30	341	—	3
Gaming and betting - Jeu et paris	56	51	2	46	5	—	—
Offensive weapons - Armes offensives	223	209	4	180	11	25	—
Other Criminal Code ² - Autres infractions au Code criminel ²	9,292	2,437	567	2,661	229	310	98
Federal Statutes ³ - Lois fédérales ³	836	739	7	638	20	53	2
Provincial Statutes ³ - Lois provinciales ³	24,809	24,300	60	21,543	2,156	558	94
Municipal By-laws ³ - Règlements municipaux ³	5,378	4,557	187	3,602	869	100	5

See footnotes at end of table.

Voir renvois à la fin du tableau.

TABLE III F. Crime in Selected Police Metropolitan Areas, 1967 - Continued
Winnipeg Metropolitan Area

TABLEAU III F. Criminalité dans certaines zones métropolitaines de police, 1967 - suite
Zone métropolitaine de Winnipeg

Offence — Infraction	Actual number — Nombre réel d'infractions	Offences cleared — Infractions classées		Persons charged — Personnes inculpées			
		By charge — Par mise en accusation	Other- wise — Sans mise en accusation	Adults — Adultes		Juveniles — Jeunes gens	
				Male — Hommes	Female — Femmes	Boys — Garçons	Girls — Filles
Murder ¹ - Meurtre ¹	5	4	—	2	1	—	—
Attempted murder - Tentative de meurtre	2	2	—	2	—	—	—
Manslaughter - Homicide involontaire coupable	—	—	—	—	—	—	—
Rape - Viol	29	15	—	23	—	2	—
Other sexual offences - Autres infractions d'ordre sexuel	355	128	21	102	—	20	6
Wounding - Blessures	36	19	1	17	4	—	—
Assaults (not indecent) - Voies de fait (sauf attentat à la pudeur)	589	318	44	249	10	72	2
Robbery - Vol qualifié	291	72	4	67	4	23	—
Breaking and entering - Introduction par effrac- tion	5,145	927	42	265	8	503	17
Theft - Motor vehicle - Vol - Véhicule à moteur	1,770	366	62	146	2	240	3
Theft over \$50 - Vol de plus de \$50	3,252	507	41	248	25	104	5
Theft \$50 and under - Vol de \$50 ou moins	9,016	2,133	435	575	224	732	198
Have stolen goods - Avoir en sa possession des biens volés	52	50	—	109	14	41	5
Frauds - Fraudes	1,673	856	79	406	41	29	2
Prostitution	3	3	—	3	1	—	—
Gaming and betting - Jeu et paris	11	5	2	5	1	—	—
Offensive weapons - Armes offensives	173	150	11	126	5	21	—
Other Criminal Code ² - Autres infractions au Code criminel ²	4,428	1,572	373	1,628	227	536	249
Federal Statutes ² - Lois fédérales ²	214	212	2	200	17	15	4
Provincial Statutes ² - Lois provinciales ²	4,256	4,205	13	3,001	463	447	126
Municipal By-laws ² - Règlements municipaux ²	2,440	2,396	23	1,963	369	54	13

See footnotes at end of table.

Voir renvois à la fin du tableau.

TABLE III F. Crime in Selected Police Metropolitan Areas, 1967 - Continued
Ottawa Metropolitan Area

TABLEAU III F. Criminalité dans certaines zones métropolitaines de police, 1967 - suite
Zone métropolitaine d'Ottawa

Offence — Infraction	Actual number — Nombre réel d'infractions	Offences cleared — Infractions classées		Persons charged — Personnes inculpées			
		By charge — Par mise en accusation	Other- wise — Sans mise en accusation	Adults — Adultes		Juveniles — Jeunes gens	
				Male — Hommes	Female — Femmes	Boys — Garçons	Girls — Filles
Murder ¹ - Meurtre ¹	5	1	2	1	—	—	—
Attempted murder - Tentative de meurtre	2	2	—	4	—	—	—
Manslaughter - Homicide involontaire coupable	—	—	—	—	—	—	—
Rape - Viol	12	5	2	7	—	—	—
Other sexual offences - Autres infractions d'ordre sexuel	453	128	30	96	—	11	—
Wounding - Blessures	10	8	1	7	1	1	—
Assaults (not indecent) - Voies de fait (sauf attentat à la pudeur)	951	299	133	280	6	6	—
Robbery - Vol qualifié	109	42	1	48	3	1	—
Breaking and entering - Introduction par effrac- tion	2,223	486	55	293	3	132	9
Theft - Motor vehicle - Vol - Véhicule à moteur	1,980	287	41	234	3	97	—
Theft over \$50 - Vol de plus de \$50	2,484	229	66	181	26	37	2
Theft \$50 and under - Vol de \$50 ou moins	6,328	1,372	262	658	328	410	136
Have stolen goods - Avoir en sa possession des biens volés	81	78	5	90	4	19	1
Frauds - Fraudes	695	401	25	141	27	4	—
Prostitution	21	12	2	7	14	—	—
Gaming and betting - Jeu et paris	26	9	1	13	3	—	—
Offensive weapons - Armes offensives	50	30	6	33	1	—	—
Other Criminal Code ² - Autres infractions au Code criminel ²	4,212	1,393	179	1,318	114	73	3
Federal Statutes ³ - Lois fédérales ³	172	172	—	162	16	1	1
Provincial Statutes ³ - Lois provinciales ³	2,972	2,860	13	2,833	179	36	8
Municipal By-laws ³ - Règlements municipaux ³	3,506	3,254	26	2,752	298	173	3

See footnotes at end of table.

Voir renvois à la fin du tableau.

TABLE III F. Crime in Selected Police Metropolitan Areas, 1967 – Continued
Hamilton Metropolitan Area

TABLEAU III F. Criminalité dans certaines zones métropolitaines de police, 1967 – suite
Zone métropolitaine d'Hamilton

Offence — Infraction	Actual number — Nombre réel d'infractions	Offences cleared — Infractions classées		Persons charged — Personnes inculpées			
		By charge — Par mise en accusation	Other- wise — Sans mise en accusation	Adults — Adultes		Juveniles — Jeunes gens	
				Male — Hommes	Female — Femmes	Boys — Garçons	Girls — Filles
Murder ¹ – Meurtre ¹	7	3	3	3	1	—	—
Attempted murder – Tentative de meurtre	2	2	—	2	—	—	—
Manslaughter – Homicide involontaire coupable	2	2	—	2	—	—	—
Rape – Viol	9	5	2	7	—	—	—
Other sexual offences – Autres infractions d'ordre sexuel	224	57	47	49	—	5	—
Wounding – Blessures	28	18	7	16	3	—	—
Assaults (not indecent) – Voies de fait (sauf attentat à la pudeur)	3,363	702	2,243	645	46	20	7
Robbery – Vol qualifié	180	42	15	49	3	3	2
Breaking and entering – Introduction par effraction	2,861	382	141	266	11	175	12
Theft – Motor vehicle – Vol – Véhicule à moteur	1,147	248	41	182	5	89	3
Theft over \$50 – Vol de plus de \$50	2,286	222	188	208	35	31	6
Theft \$50 and under – Vol de \$50 ou moins	7,560	918	923	501	308	206	24
Have stolen goods – Avoir en sa possession des biens volés	100	87	6	70	9	6	—
Frauds – Fraudes	1,493	833	193	326	68	6	3
Prostitution	110	109	—	5	108	—	—
Gaming and betting – Jeu et paris	68	49	6	123	15	—	—
Offensive weapons – Armes offensives	93	70	15	76	3	—	—
Other Criminal Code ² – Autres infractions au Code criminel ²	5,880	842	1,617	884	61	49	2
Federal Statutes ³ – Lois fédérales ³	296	157	118	50	3	53	52
Provincial Statutes ³ – Lois provinciales ³	5,002	4,814	148	4,750	305	26	6
Municipal By-laws ³ – Règlements municipaux ³	1,162	613	260	361	180	11	1

See footnotes at end of table.

Voir renvois à la fin du tableau.

TABLE III F. Crime in Selected Police Metropolitan Areas, 1967 - Continued
Edmonton Metropolitan Area

TABLEAU III F. Criminalité dans certaines zones métropolitaines de police, 1967 - suite
Zone métropolitaine d'Edmonton

Offence — Infraction	Actual number — Nombre réel d'infractions	Offences cleared — Infractions classées		Persons charged — Personnes inculpées			
		By charge — Par mise en accusation	Other wise — Sans mise en accusation	Adults — Adultes		Juveniles — Jeunes gens	
				Male — Hommes	Female — Femmes	Boys — Garçons	Girls — Filles
Murder ¹ - Meurtre ¹	4	1	3	—	1	—	—
Attempted murder - Tentative de meurtre	3	3	—	3	—	—	—
Manslaughter - Homicide involontaire coupable	1	1	—	1	—	—	—
Rape - Viol	34	16	15	16	—	—	—
Other sexual offences - Autres infractions d'ordre sexuel	227	97	43	83	—	6	—
Wounding - Blessures	50	22	16	15	3	2	—
Assaults (not indecent) - Voies de fait (sauf attentat à la pudeur)	2,819	448	1,946	408	33	23	7
Robbery - Vol qualifié	264	61	37	82	17	6	—
Breaking and entering - Introduction par effrac- tion	3,477	692	196	291	17	186	18
Theft - Motor vehicle - Vol - Véhicule à moteur	1,061	277	59	126	—	87	5
Theft over \$50 - Vol de plus de \$50	1,372	149	138	105	19	20	3
Theft \$50 and under - Vol de \$50 ou moins	8,901	1,106	977	605	187	316	81
Have stolen goods - Avoir en sa possession des biens volés	534	509	24	171	16	47	11
Frauds - Fraudes	2,038	735	691	220	43	2	1
Prostitution	145	143	—	6	135	—	1
Gaming and betting - Jeu et paris	163	152	7	150	—	—	—
Offensive weapons - Armes offensives	156	103	45	62	4	4	—
Other Criminal Code ² - Autres infractions au Code criminel ²	9,930	1,748	3,282	1,185	226	77	23
Federal Statutes ³ - Lois fédérales ³	357	279	56	167	3	3	89
Provincial Statutes ³ - Lois provinciales ³	8,598	8,110	434	7,025	857	11	28
Municipal By-laws ³ - Règlements municipaux ³	2,898	221	2,593	147	13	—	—

See footnotes at end of table.

Voir renvois à la fin du tableau.

TABLE III F. Crime in Selected Police Metropolitan Areas, 1967 - Continued
Calgary Metropolitan Area

TABLEAU III F. Criminalité dans certaines zones métropolitaines de police, 1967 - suite
Zone métropolitaine de Calgary

Offence — Infraction	Actual number — Nombre réel d'infractions	Offences cleared — Infractions classées		Persons charged — Personnes inculpées			
		By charge — Par mise en accusation	Other- wise — Sans mise en accusation	Adults — Adultes		Juveniles — Jeunes gens	
				Male — Hommes	Female — Femmes	Boys — Garçons	Girls — Filles
Murder ¹ - Meurtre ¹	7	3	4	3	—	—	—
Attempted murder - Tentative de meurtre	3	3	—	5	—	—	—
Manslaughter - Homicide involontaire coupable	5	4	1	3	1	—	1
Rape - Viol	15	13	2	16	—	—	—
Other sexual offences - Autres infractions d'ordre sexuel	183	72	35	60	—	5	—
Wounding - Blessures	30	24	4	12	6	—	—
Assaults (not indecent) - Voies de fait (sauf attentat à la pudeur)	1,599	502	920	454	33	9	3
Robbery - Vol qualifié	177	57	5	89	9	2	2
Breaking and entering - Introduction par effrac- tion	2,397	335	127	259	7	49	1
Theft - Motor vehicle - Vol - Véhicule à moteur	980	209	66	147	4	78	2
Theft over \$50 - Vol de plus de \$50	2,310	239	168	153	48	7	2
Theft \$50 and under - Vol de \$50 ou moins	5,572	774	502	468	155	75	18
Have stolen goods - Avoir en sa possession des biens volés	342	262	74	198	19	24	1
Frauds - Fraudes	1,673	1,023	151	392	35	2	1
Prostitution	23	23	—	16	16	—	—
Gaming and betting - Jeu et paris	82	80	1	229	3	—	—
Offensive weapons - Armes offensives	105	82	14	61	4	1	—
Other Criminal Code ² - Autres infractions au Code criminel ²	4,263	1,447	608	1,076	185	28	4
Federal Statutes ³ - Lois fédérales ³	217	82	125	58	2	2	7
Provincial Statutes ³ - Lois provinciales ³	5,961	5,608	311	4,454	524	8	4
Municipal By-laws ³ - Règlements municipaux ³ ..	2,439	2,203	118	486	676	8	—

See footnotes at end of table.

Voir renvois à la fin du tableau.

TABLE III F. Crime in Selected Police Metropolitan Areas, 1967 - Continued
Quebec Metropolitan Area

TABLEAU III F. Criminalité dans certaines zones métropolitaines de police, 1967 - suite
Zone métropolitaine de Québec

Offence — Infraction	Actual number — Nombre réel d'infraction	Offences cleared — Infractions classées		Persons charged — Personnes inculpées			
		By charge — Par mise en accusation	Other- wise — Sans mise en accusation	Adults — Adultes		Juveniles — Jeunes gens	
				Male — Hommes	Female — Femmes	Boys — Garçons	Girls — Filles
Murder ¹ - Meurtre ¹	3	1	2	1	—	—	—
Attempted murder - Tentative de meurtre	1	—	1	—	—	—	—
Manslaughter - Homicide involontaire coupable	—	—	—	—	—	—	—
Rape - Viol	5	3	—	3	—	—	—
Other sexual offences - Autres infractions d'ordre sexuel	179	68	17	53	9	4	—
Wounding - Blessures	20	4	2	4	—	—	—
Assaults (not indecent) - Voies de fait (sauf attentat à la pudeur)	372	124	52	100	8	17	3
Robbery - Vol qualifié	179	49	12	50	—	8	—
Breaking and entering - Introduction par effrac- tion	1,689	212	34	142	7	85	—
Theft - Motor vehicle - Vol - Véhicule à moteur	1,263	240	13	131	1	146	3
Theft over \$50 - Vol de plus de \$50	1,851	182	60	119	31	54	5
Theft \$50 and under - Vol de \$50 ou moins	2,507	422	103	106	90	68	40
Have stolen goods - Avoir en sa possession des biens volés	26	25	—	10	3	5	—
Frauds - Fraudes	549	233	33	106	19	6	1
Prostitution	170	55	1	27	34	—	1
Gaming and betting - Jeu et paris	13	5	—	8	2	3	—
Offensive weapons - Armes offensives	45	29	3	26	—	3	—
Other Criminal Code ² - Autres infractions au Code criminel ²	753	334	93	241	25	31	11
Federal Statutes ³ - Lois fédérales ³	—	—	—	—	—	—	—
Provincial Statutes ³ - Lois provinciales ³	6	2	—	1	—	—	—
Municipal By-laws ³ - Règlements municipaux ³ ..	1,016	419	43	367	55	22	6

See footnotes at end of table.

Voir renvois à la fin du tableau.

TABLE III F. Crime in Selected Police Metropolitan Areas, 1967 - Continued
Windsor Metropolitan Area

TABLEAU III F. Criminalité dans certaines zones métropolitaines de police, 1967 - suite
Zone métropolitaine de Windsor

Offence — Infraction	Actual number — Nombre réel d'infractions	Offences cleared — Infractions classées		Persons charged — Personnes inculpées			
		By charge — Par mise en accusation	Other- wise — Sans mise en accusation	Adults — Adultes		Juveniles — Jeunes gens	
				Male — Hommes	Female — Femmes	Boys — Garçons	Girls — Filles
Murder ¹ - Meurtre ¹	2	2	—	2	—	—	—
Attempted murder - Tentative de meurtre	1	—	1	—	—	—	—
Manslaughter - Homicide involontaire coupable	—	—	—	—	—	—	—
Rape - Viol	2	2	—	2	—	—	—
Other sexual offences - Autres infractions d'ordre sexuel	57	19	12	18	—	—	—
Wounding - Blessures	3	3	—	2	1	—	—
Assaults (not indecent) - Voies de fait (sauf attentat à la pudeur)	1,181	586	91	552	34	1	1
Robbery - Vol qualifié	75	28	4	36	—	7	—
Breaking and entering - Introduction par effrac- tion	1,384	123	117	109	—	35	—
Theft - Motor vehicle - Vol - Véhicule à moteur	807	113	58	64	—	57	—
Theft over \$50 - Vol de plus de \$50	996	71	77	51	7	11	1
Theft \$50 and under - Vol de \$50 ou moins	3,551	289	386	221	43	21	1
Have stolen goods - Avoir en sa possession des biens volés	42	41	1	38	3	4	—
Frauds - Fraudes	386	158	23	79	11	4	—
Prostitution	3	3	—	4	5	—	—
Gaming and betting - Jeu et paris	10	9	1	26	2	—	—
Offensive weapons - Armes offensives	65	57	7	52	3	1	—
Other Criminal Code ² - Autres infractions au Code criminel ²	1,330	528	144	498	31	9	—
Federal Statutes ² - Lois fédérales ²	32	24	3	21	2	3	—
Provincial Statutes ² - Lois provinciales ²	2,086	2,086	1	2,193	149	—	—
Municipal By-laws ² - Règlements municipaux ²	71	69	1	61	8	—	—

See footnotes at end of table.

Voir renvois à la fin du tableau.

TABLE III F. Crime in Selected Police Metropolitan Areas, 1967 - Continued
London Metropolitan Area

TABLEAU III F. Criminalité dans certaines zones métropolitaines de police, 1967 - suite
Zone métropolitaine de London

Offence — Infraction	Actual number — Nombre réel d'infraction	Offences cleared — Infractions classées		Persons charged — Personnes inculpées			
		By charge — Par mise en accusation	Other- wise — Sans mise en accusation	Adults — Adultes		Juveniles — Jeunes gens	
				Male — Hommes	Female — Femmes	Boys — Garçons	Girls — Filles
Murder ¹ - Meurtre ¹	5	5	1	6	—	—	—
Attempted murder - Tentative de meurtre	—	—	—	—	—	—	—
Manslaughter - Homicide involontaire coupable	2	1	—	1	—	—	—
Rape - Viol	14	3	4	3	—	—	—
Other sexual offences - Autres infractions d'ordre sexuel	59	12	7	16	—	—	—
Wounding - Blessures	16	7	3	6	1	—	—
Assaults (not indecent) - Voies de fait (sauf attentat à la pudeur)	1,650	248	1,109	229	24	8	—
Robbery - Vol qualifié	76	9	6	15	—	4	—
Breaking and entering - Introduction par effrac- tion	1,017	132	99	87	2	48	3
Theft - Motor vehicle - Vol - Véhicule à moteur	317	107	45	78	—	37	—
Theft over \$50 - Vol de plus de \$50	495	57	36	35	15	6	—
Theft \$50 and under - Vol de \$50 ou moins	2,711	243	584	109	87	53	4
Have stolen goods - Avoir en sa possession des biens volés	42	41	1	27	3	14	—
Frauds - Fraudes	600	276	74	110	14	—	—
Prostitution	12	—	1	—	—	—	—
Gaming and betting - Jeu et paris	7	3	2	3	—	—	—
Offensive weapons - Armes offensives	12	11	1	8	1	—	—
Other Criminal Code ² - Autres infractions au Code criminel ²	4,141	160	1,264	162	10	15	—
Federal Statutes ³ - Lois fédérales ³	71	69	—	56	1	—	—
Provincial Statutes ³ - Lois provinciales ³	5,409	5,391	13	4,994	340	34	6
Municipal By-laws ³ - Règlements municipaux ³ ..	2,242	85	1,534	77	11	1	—

See footnotes at end of table.

Voir renvois à la fin du tableau.

TABLE III F. Crime in Selected Police Metropolitan Areas, 1967 – Concluded
Halifax Metropolitan Area

TABLEAU III F. Criminalité dans certaines zones métropolitaines de police, 1967 – fin
Zone métropolitaine d'Halifax

Offence — Infraction	Actual number — Nombre réel d'infractions	Offences cleared — Infractions classées		Persons charged — Personnes inculpées			
		By charge — Par mise en accusation	Other- wise — Sans mise en accusation	Adults — Adultes		Juveniles — Jeunes gens	
				Male — Hommes	Female — Femmes	Boys — Garçons	Girls — Filles
		Murder ¹ – Meurtre ¹	3	—	3	—	—
Attempted murder – Tentative de meurtre	—	—	—	—	—	—	—
Manslaughter – Homicide involontaire coupable	1	1	—	—	1	—	—
Rape – Viol	6	—	5	—	—	—	—
Other sexual offences – Autres infractions d'ordre sexuel	186	40	37	41	—	2	—
Wounding – Blessures	5	—	1	—	—	—	—
Assaults (not indecent) – Voies de fait (sauf attentat à la pudeur)	495	107	223	108	4	10	3
Robbery – Vol qualifié	116	17	3	28	—	1	—
Breaking and entering – Introduction par effrac- tion	778	112	68	79	5	48	2
Theft – Motor vehicle – Vol – Véhicule à moteur	379	65	28	63	2	6	—
Theft over \$50 – Vol de plus de \$50	658	62	95	47	17	37	1
Theft \$50 and under – Vol de \$50 ou moins	2,446	198	334	124	42	82	11
Have stolen goods – Avoir en sa possession des biens volés	12	10	—	11	4	1	—
Frauds – Fraudes	291	85	91	50	5	—	2
Prostitution	—	—	—	—	—	—	—
Gaming and betting – Jeu et paris	4	1	—	1	—	—	—
Offensive weapons – Armes offensives	57	26	14	25	—	3	—
Other Criminal Code ² – Autres infractions au Code criminel ²	642	175	211	171	16	28	3
Federal Statutes ³ – Lois fédérales ³	—	—	—	—	—	—	—
Provincial Statutes ³ – Lois provinciales ³	4,736	4,736	—	4,558	177	2	—
Municipal By-laws ³ – Règlements municipaux ³	933	220	713	176	43	1	—

¹ Includes capital and non-capital murder.

² Except traffic.

³ Except traffic, Narcotic Control Act and controlled drugs under the Food and Drug Act.

¹ Inclus meurtre qualifié et meurtre non qualifié.

² Sauf infractions aux règlements de la circulation.

³ Sauf infractions aux règlements de la circulation, à la Loi sur les stupéfiants et la Loi des aliments et drogues contrôlés.

PART IV. CRIME IN MUNICIPAL AND MUNICIPAL CONTRACT POLICE JURISDICTIONS

PARTIE IV. CRIMINALITÉ DANS LES TERRITOIRES DES SÛRETÉS MUNICIPALES ET DES SERVICES CONTRACTUELS MUNICIPAUX

This part of the report includes data for municipalities having a population of 750 or more which maintain their own police force or contract their police work to the Royal Canadian Mounted Police or Ontario Provincial Police. The municipalities have been classified into nine groups according to their population size. These municipalities are listed alphabetically and identified by group size in Appendix II. The population range for each group size, the total number of municipal police forces and the number of actual municipal police contributors in 1967 is shown below.

La présente partie du rapport comprend les données relatives aux municipalités de 750 habitants ou plus qui maintiennent leur propre sûreté et dont le service policier, en vertu d'un contrat, est assuré par la Gendarmerie Royale du Canada ou la Police Provinciale de l'Ontario. Les municipalités sont classées dans neuf groupes suivant le nombre d'habitants. Une liste alphabétique de ces municipalités est donnée à l'Appendice II ainsi que leur classement selon la taille de groupe. Les renseignements suivants sont donnés ci-après: l'étendue de la population comprise dans chaque groupe, nombre total de sûretés municipales et nombre de sûretés répondantes en 1967.

Group number — Numéro de groupe	Population	Number of municipal police departments — Nombre de sûretés municipales	
		Total listed contributors — Total des sûretés participantes	Actual contributors 1967 — Sûretés répondantes 1967
1 and — et 2	250,000 and over — et plus	8	8
3	100,000 - 250,000	9	9
4	50,000 - 100,000	30	30
5	25,000 - 50,000	54	54
6	10,000 - 25,000	131	131
7	5,000 - 10,000	151	151
8	2,500 - 5,000	195	188
9	750 - 2,500	229	218

Chart G shows the percentage distribution of population and offences for the nine group sizes and other areas of Canada. Canada's population was estimated as of January 1, 1968, by the Census Division of DBS. The population reported for the group sizes are an accumulation of estimates as of December 31, 1967, by local authorities and reported by police forces when submitting their annual administration return to DBS. Therefore the rates calculated in this part of the report are not comparable with those in Parts I and II.

Approximately 70.3 per cent of Canada's population is located within the boundaries of municipal police contributors as noted in Chart G. 99.1 per cent of the Municipal By-law offences, 78.7 per cent of Criminal Code and 64.6 per cent of

Le graphique G donne la répartition procentuelle de la population et des infractions pour les neuf groupes et les autres territoires du Canada. La population du Canada est l'estimation, au 1er janvier 1968 qu'a établie la Division du recensement du B.F.S. La population comprise dans chaque groupe représente la somme des évaluations, arrêtées au 31 décembre 1967, faites par les autorités locales et déclarées au B.F.S. par les sûretés dans leur rapport administratif annuel. Les taux calculés dans la présente partie du rapport ne sont donc pas comparables à ceux des Parties I et II.

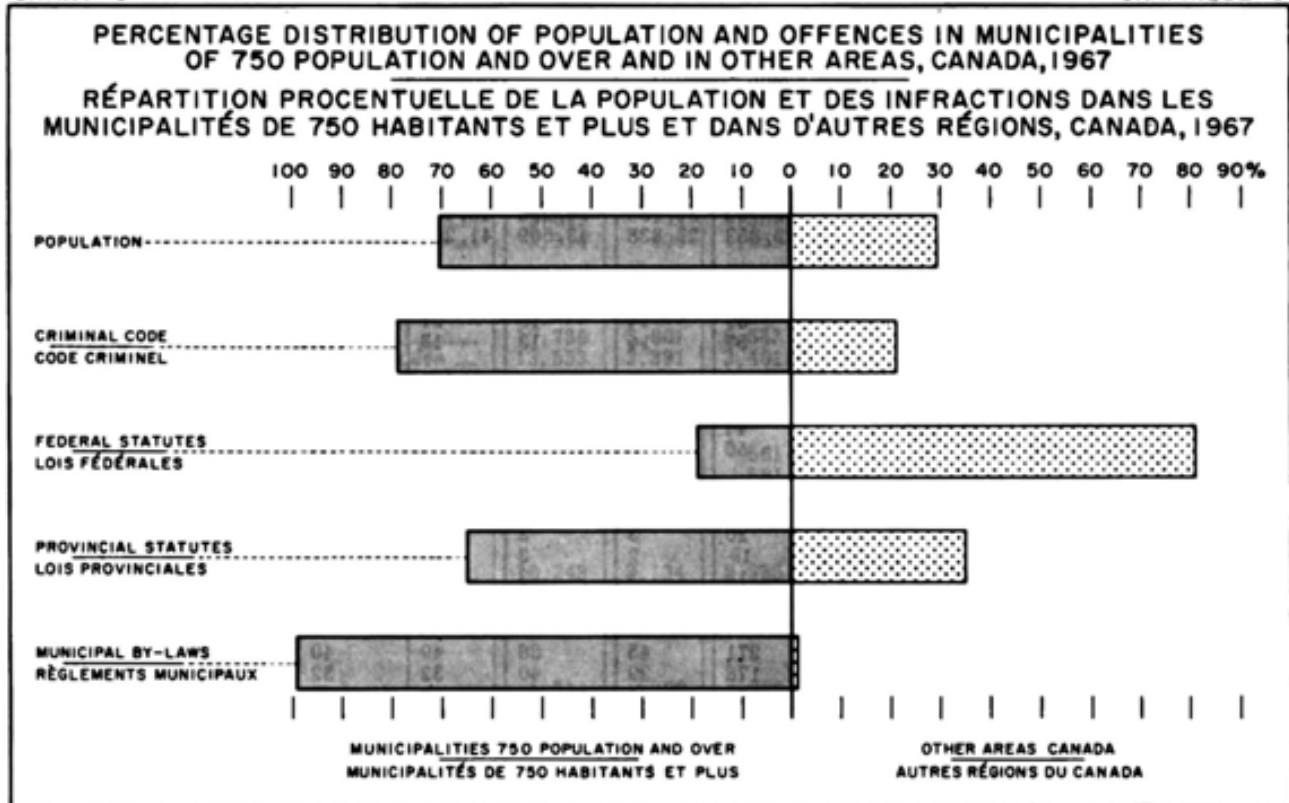
Environ 70.3 p. 100 de la population du Canada réside dans les territoires des sûretés répondantes, comme l'indique le graphique G. 99.1 p. 100 des infractions aux règlements municipaux, 78.7 p. 100 des infractions au Code criminel et 64.6 p. 100 des

Provincial Statutes offences were reported by the police forces in these municipalities. Only 18.9 per cent of Federal Statute offences were reported by municipal and municipal contract police forces.

infractions aux lois provinciales ont été signalées par les sûretés comprises dans les neuf groupes. Seulement 18.9 p.100 des infractions aux lois fédérales ont été signalées par les sûretés municipales et services contractuels municipaux.

CHART-G

GRAPHIQUE-G



The tables in the following pages summarize the data reported by municipal and municipal contract police. Table IV A shows the number of offences, the number cleared and the number of persons charged for selected offences under the Criminal Code, for Federal and Provincial Statutes and for Municipal By-laws. The clearance of offences, whether by charge or otherwise, the percentage cleared and offence rates are given in Table IV B and the rate for persons charged in Table IV C. Chart H shows the percentage of Criminal Code offences cleared for each population group size. The number of motor vehicles stolen and recovered is shown in Table IV D.

Les tableaux aux pages suivantes résument les données déclarées par les sûretés municipales et les services contractuels municipaux. Le tableau IV A donne le nombre d'infractions, le nombre d'affaires classées et le nombre de personnes inculpées à l'égard de certaines infractions relevant du Code criminel, des lois fédérales et provinciales et des règlements municipaux. Le tableau IV B indique le nombre d'affaires classées par mise en accusation ou classées sans mise en accusation, le pourcentage d'affaires classées et le taux d'infractions, et le Tableau IV C donne le taux de mises en accusation. Le graphique H indique selon la taille de groupe de la population, le pourcentage d'affaires relevant du Code criminel qui ont été classées. On trouve au tableau IV D le nombre de véhicules automobiles volés et retrouvés.

Other information for persons reported missing and located and for persons drowned in these municipalities is shown by population group size in Tables IV E and F.

Les tableaux IV E et F renseignent sur les personnes portées disparues et retrouvées et sur les noyades dans ces municipalités, selon la taille de groupe de la population.

TABLE IV A. Number of Offences, Number Cleared and Persons Charged as Reported by Municipal Police Forces, by Population Group Size, Canada, 1967

TABLEAU IV A. Nombre d'infractions, d'affaires classées et de personnes inculpées (sûretés municipales), selon la taille de groupe de la population, Canada, 1967

Offence — Infraction	Group size — Taille de groupe							
	1 and — et 2	3	4	5	6	7	8	9
TOTAL:								
Reported — Signalées	397,375	80,988	112,164	94,613	101,133	47,766	36,411	16,114
Cleared — Classées	209,102	36,165	54,296	46,409	57,460	29,764	27,185	11,953
Persons charged — Personnes inculpées	172,253	27,838	43,509	41,298	48,036	23,941	22,585	9,701
Murder¹ — Meurtre¹:								
Reported — Signalées	83	13	21	22	17	7	5	1
Cleared — Classées	69	14	19	21	14	6	4	—
Persons charged — Personnes inculpées	57	14	13	18	10	5	3	—
Attempted murder — Tentative de meurtre:								
Reported — Signalées	54	15	13	11	7	4	2	1
Cleared — Classées	44	13	9	11	6	4	1	1
Persons charged — Personnes inculpées	50	13	9	9	5	3	1	1
Manslaughter — Homicide involontaire coupable:								
Reported — Signalées	20	3	3	5	5	—	—	1
Cleared — Classées	19	2	3	3	5	—	—	1
Persons charged — Personnes inculpées	18	2	3	3	6	—	—	1
Rape — Viol:								
Reported — Signalées	271	45	66	49	40	21	8	5
Cleared — Classées	178	29	40	32	32	18	7	4
Persons charged — Personnes inculpées	141	24	37	32	37	21	6	3
Other sexual offences — Autres infractions d'ordre sexuel:								
Reported — Signalées	3,024	566	1,660	1,077	775	314	126	68
Cleared — Classées	1,572	182	716	444	385	198	82	56
Persons charged — Personnes inculpées	1,217	129	444	333	247	157	57	37
Wounding — Blessures:								
Reported — Signalées	458	53	68	62	65	66	15	5
Cleared — Classées	360	38	38	44	51	24	14	5
Persons charged — Personnes inculpées	258	30	27	31	32	19	8	6
Assaults (not indecent) — Voies de fait (sauf attentat à la pudeur):								
Reported — Signalées	20,041	5,927	5,335	4,042	4,027	2,045	1,707	831
Cleared — Classées	15,595	3,881	3,248	2,714	3,062	1,725	1,553	759
Persons charged — Personnes inculpées	6,448	1,717	1,867	1,659	1,974	1,005	871	444
Robbery — Vol qualifié:								
Reported — Signalées	4,640	489	597	377	296	166	55	23
Cleared — Classées	1,417	151	169	123	124	75	33	20
Persons charged — Personnes inculpées	1,468	195	201	167	152	74	36	29
Breaking and entering — Introduction par effraction:								
Reported — Signalées	44,252	9,052	11,484	8,832	8,660	4,264	2,198	1,137
Cleared — Classées	8,320	1,416	2,281	2,162	2,730	1,293	922	446
Persons charged — Personnes inculpées	5,318	1,243	1,943	2,090	2,636	1,117	798	360
Theft — Motor vehicle — Vol — Véhicule à moteur:								
Reported — Signalées	20,407	4,197	5,274	4,007	3,418	1,589	782	412
Cleared — Classées	3,445	982	1,336	1,224	1,330	731	442	269
Persons charged — Personnes inculpées	3,505	878	1,209	1,070	1,288	621	375	209

¹ Includes capital murder and non-capital murder.

¹ Inclus meurtre qualifié et meurtre non qualifié.

TABLE IV A. Number of Offences, Number Cleared and Persons Charged as Reported by Municipal Police Forces, by Population Group Size, Canada, 1967 – Concluded

TABLEAU IV A. Nombre d'infractions, d'affaires classées et de personnes inculpées (sûretés municipales), selon la taille de groupe de la population, Canada, 1967 – fin

Offence — Infraction	Group size — Taille de groupe							
	1 and — et 2	3	4	5	6	7	8	9
Theft over \$50 — Vol de plus de \$50:								
Reported — Signalées	34,836	6,196	8,625	8,232	7,545	3,078	1,642	761
Cleared — Classées	5,021	743	1,366	1,469	1,587	670	483	251
Persons charged — Personnes inculpées	3,314	600	1,069	1,273	1,301	483	323	154
Theft \$50 and under — Vol de \$50 ou moins:								
Reported — Signalées	75,613	18,469	24,481	22,017	20,422	8,365	5,009	2,306
Cleared — Classées	17,736	3,801	5,543	5,157	5,317	2,649	1,925	910
Persons charged — Personnes inculpées	13,553	2,381	3,401	3,899	3,499	1,432	965	388
Have stolen goods — Avoir en sa possession des biens volés:								
Reported — Signalées	2,735	368	561	481	618	257	173	78
Cleared — Classées	2,716	341	561	452	569	242	170	76
Persons charged — Personnes inculpées	1,927	355	561	470	609	253	159	74
Frauds — Fraudes:								
Reported — Signalées	18,243	3,134	3,935	3,404	3,096	1,523	1,350	471
Cleared — Classées	10,972	1,781	2,200	1,941	2,100	1,022	1,052	370
Persons charged — Personnes inculpées	3,101	871	931	1,277	1,183	604	584	214
Prostitution:								
Reported — Signalées	1,714	209	16	38	13	3	9	3
Cleared — Classées	1,703	82	8	22	5	1	8	2
Persons charged — Personnes inculpées	1,694	93	6	25	4	1	6	5
Gaming and Betting — Jeu et paris:								
Reported — Signalées	1,788	51	138	30	30	57	7	1
Cleared — Classées	1,760	37	119	20	22	52	7	1
Persons charged — Personnes inculpées	2,938	67	112	61	15	55	2	—
Offensive weapons — Armes offensives:								
Reported — Signalées	1,458	209	339	216	364	140	118	61
Cleared — Classées	1,383	195	271	188	326	119	101	59
Persons charged — Personnes inculpées	1,173	190	232	165	278	102	80	41
Other Criminal Code² — Autres infractions au Code criminel²:								
Reported — Signalées	57,784	11,921	16,940	14,529	16,482	8,258	5,715	2,472
Cleared — Classées	27,728	4,139	6,031	5,086	7,579	4,496	3,590	1,547
Persons charged — Personnes inculpées	22,712	2,471	4,207	4,325	5,524	2,903	2,333	1,040
Federal Statutes² — Lois fédérales²:								
Reported — Signalées	2,406	320	552	1,792	1,181	448	299	194
Cleared — Classées	2,328	280	512	1,511	803	369	276	169
Persons charged — Personnes inculpées	2,257	195	429	1,414	743	317	215	147
Provincial Statutes² — Lois provinciales²:								
Reported — Signalées	80,669	14,929	21,728	18,174	22,255	12,645	14,953	6,210
Cleared — Classées	80,267	14,715	20,985	17,363	21,399	12,092	14,553	6,045
Persons charged — Personnes inculpées	78,459	14,800	20,300	17,050	20,856	11,608	14,362	5,780
Municipal By-laws² — Règlements municipaux²:								
Reported — Signalées	26,879	4,822	10,328	7,216	11,817	4,516	2,238	1,073
Cleared — Classées	26,469	3,343	8,841	6,422	10,014	3,978	1,962	962
Persons charged — Personnes inculpées	22,645	1,570	6,508	5,927	7,637	3,161	1,401	768

² Except traffic.² Sauf infractions aux règlements de la circulation.

TABLE IV B. Number of Offences Reported, Number and Percentage Cleared and Offence Rate per 100,000 Population Reported by Municipal and Municipal Contract Police and Population Group Size, Canada, 1967

TABLEAU IV B. Nombre d'infractions signalées, nombre et pourcentage d'affaires classées et taux d'infractions pour 100,000 habitants (sûretés municipales et services contractuels municipaux de police), selon la taille de groupe de la population, Canada, 1967

	Group size — Taille de groupe				
	Canada	Total 1-9	1 and — et 2	3	4
Population ¹	20,630,000	14,506,535	5,156,456	1,343,149	2,060,891
Offences — Total — Infractions:					
Reported offences — Infractions signalées	1,190,207	886,564	397,375	80,988	112,164
Cleared by charge — Classées par mise en accusation	537,420	387,734	174,500	27,865	43,509
Cleared otherwise — Classées sans mise en accusation	126,342	85,600	34,602	8,500	10,787
Percentage cleared — Pourcentage d'infractions classées	55.8	53.4	52.6	44.7	48.4
Offence rate per 100,000 — Taux pour 100,000 habitants	5,769.3	6,111.5	7,706.4	6,029.7	5,442.5
Criminal Code — Code criminel:					
Reported offences — Infractions signalées	786,071	618,920	287,421	60,917	79,556
Cleared by charge — Classées par mise en accusation	185,085	148,407	69,887	11,277	15,899
Cleared otherwise — Classées sans mise en accusation	98,426	68,269	30,151	6,550	8,059
Percentage cleared — Pourcentage d'infractions classées	36.1	35.0	34.8	29.3	30.1
Offence rate per 100,000 — Taux pour 100,000 habitants	3,810.3	4,266.5	5,574.0	4,535.4	3,860.3
Federal Statutes — Lois fédérales:					
Reported offences — Infractions signalées	38,100	7,192	2,406	320	552
Cleared by charge — Classées par mise en accusation	29,228	5,641	1,999	277	476
Cleared otherwise — Classées sans mise en accusation	3,557	607	329	3	36
Percentage cleared — Pourcentage d'infractions classées	86.0	86.9	96.8	87.5	92.8
Offence rate per 100,000 — Taux pour 100,000 habitants	184.7	49.6	46.7	23.8	26.8
Provincial Statutes — Lois provinciales:					
Reported offences — Infractions signalées	296,504	191,563	80,669	14,929	21,728
Cleared by charge — Classées par mise en accusation	272,583	183,520	79,219	14,586	20,644
Cleared otherwise — Classées sans mise en accusation	12,352	4,899	1,048	129	341
Percentage cleared — Pourcentage d'infractions classées	96.1	98.4	99.5	98.6	96.6
Offence rate per 100,000 — Taux pour 100,000 habitants	1,437.2	1,320.5	1,564.4	1,111.5	1,054.3
Municipal By-laws — Règlements municipaux:					
Reported offences — Infractions signalées	69,532	68,889	26,879	4,822	10,328
Cleared by charge — Classées par mise en accusation	50,524	50,166	23,396	1,525	6,490
Cleared otherwise — Classées sans mise en accusation	12,007	11,825	3,074	1,818	2,351
Percentage cleared — Pourcentage d'infractions classées	89.9	90.0	98.5	69.3	85.6
Offence rate per 100,000 — Taux pour 100,000 habitants	337.0	474.9	521.3	359.0	501.1

See footnote at end of table.

Voir renvoi à la fin du tableau.

TABLE IV B. Number of Offences Reported, Number and Percentage Cleared and Offence Rate per 100,000 Population Reported by Municipal and Municipal Contract Police and Population Group Size, Canada, 1967 - Concluded

TABLEAU IV B. Nombre d'infractions signalées, nombre et pourcentage d'affaires classées et taux d'infractions pour 100,000 habitants (sûretés municipales et services contractuels municipaux de police), selon la taille de groupe de la population, Canada, 1967 - fin

	Group size Taille de groupe				
	5	6	7	8	9
Population ¹	1,776,463	2,072,715	1,050,714	669,092	377,055
Offences - Total - Infractions:					
Reported offences - Infractions signalées	94,613	101,133	47,766	36,411	16,114
Cleared by charge - Classées par mise en accusation	40,183	46,888	23,358	22,229	9,402
Cleared otherwise - Classées sans mise en accusation	6,226	10,572	6,406	4,956	2,551
Percentage cleared - Pourcentage d'infractions classées	49.1	56.8	62.3	74.7	74.2
Offence rate per 100,000 - Taux pour 100,000 habitants	5,325.9	4,879.3	4,546.1	5,441.9	4,273.6
Criminal Code - Code criminel:					
Reported offences - Infractions signalées	67,431	65,880	30,157	18,921	8,637
Cleared by charge - Classées par mise en accusation	15,782	17,898	8,475	6,424	2,765
Cleared otherwise - Classées sans mise en accusation	5,331	7,346	4,850	3,970	2,012
Percentage cleared - Pourcentage d'infractions classées	31.3	38.3	44.2	54.9	55.3
Offence rate per 100,000 - Taux pour 100,000 habitants	3,795.8	3,178.4	2,870.1	2,827.9	2,290.6
Federal Statutes - Lois fédérales:					
Reported offences - Infractions signalées	1,792	1,181	448	299	194
Cleared by charge + Classées par mise en accusation	1,493	721	313	214	148
Cleared otherwise - Classées sans mise en accusation	18	82	56	62	21
Percentage cleared - Pourcentage d'infractions classées	84.3	68.0	82.4	92.3	87.1
Offence rate per 100,000 - Taux pour 100,000 habitants	100.9	57.0	42.6	44.7	51.5
Provincial Statutes - Lois provinciales:					
Reported offences - Infractions signalées	18,174	22,255	12,645	14,953	6,210
Cleared by charge - Classées par mise en accusation	16,992	20,654	11,471	14,191	5,763
Cleared otherwise - Classées sans mise en accusation	371	745	621	362	282
Percentage cleared - Pourcentage d'infractions classées	95.5	96.2	95.6	97.3	97.3
Offence rate per 100,000 - Taux pour 100,000 habitants	1,023.0	1,073.7	1,203.5	2,234.8	1,647.0
Municipal By-laws - Règlements municipaux:					
Reported offences - Infractions signalées	7,216	11,817	4,516	2,238	1,073
Cleared by charge - Classées par mise en accusation	5,916	7,615	3,099	1,400	726
Cleared otherwise - Classées sans mise en accusation	506	2,399	879	562	236
Percentage cleared - Pourcentage d'infractions classées	89.0	84.7	88.1	87.7	89.7
Offence rate per 100,000 - Taux pour 100,000 habitants	406.2	570.1	429.8	334.5	284.6

¹ Canada population estimated January 1, 1968 while group population obtained from December 31, 1967 estimates provided by contributing police departments.

¹ La population du Canada est évaluée au 1er janvier 1968, tandis que la population des groupes représente la somme des évaluations arrêtées au 31 décembre 1967 et fournies par les sûretés répondantes.

TABLE IV C. Number and Rates for Persons Charged by Municipal and Municipal Contract Police, by Population Group Size, Canada, 1965, 1966 and 1967

TABLEAU IV C. Nombre et taux de personnes inculpées (sûretés municipales et services contractuels municipaux de police), selon la taille de groupe de la population, Canada, 1965, 1966 et 1967

Population group size and year Taille de groupe de la population et année	Population ¹	Criminal Code Code criminel		Federal Statutes Lois fédérales		Provincial Statutes Lois provinciales		Municipal By-laws Règlements municipaux	
		Number Nombre	Rate Taux	Number Nombre	Rate Taux	Number Nombre	Rate Taux	Number Nombre	Rate Taux
Canada:									
1965	19,785,000	170,855	863.6	22,463	113.5	249,239	1,259.7	41,437	209.4
1966	20,252,000	182,568	901.5	27,562	136.1	264,843	1,307.7	46,006	227.2
1967	20,630,000	201,370	976.1	27,943	135.4	275,567	1,335.8	49,972	242.2
Groups 1-9 - Total - Groupes 1-9:									
1965	13,596,268	131,168	964.7	6,392	47.0	173,302	1,274.6	40,975	301.4
1966	13,999,066	140,549	1,004.0	6,407	45.8	182,333	1,302.5	45,693	326.4
1967	14,506,535	150,612	1,038.2	5,717	39.4	183,215	1,263.0	49,617	342.0
Groups 1 and 2 - Groupes 1 et 2:									
1965	4,988,402	60,617	1,215.2	2,007	40.2	80,483	1,613.4	18,027	361.4
1966	5,109,065	65,219	1,276.5	2,149	42.1	80,079	1,567.4	22,708	444.5
1967	5,156,456	68,892	1,336.0	2,257	43.8	78,459	1,521.6	22,645	439.2
Group 3 - Groupe 3:									
1965	839,795	5,668	674.9	214	25.5	8,268	984.5	1,710	203.6
1966	1,113,906	8,452	758.8	222	19.9	11,245	1,009.5	1,431	128.5
1967	1,343,149	11,273	839.3	195	14.5	14,800	1,101.9	1,570	116.9
Group 4 - Groupe 4:									
1965	1,947,631	15,676	804.9	661	33.9	21,470	1,102.4	6,278	322.3
1966	2,049,542	16,305	795.5	601	29.3	21,500	1,049.0	5,886	277.4
1967	2,060,891	16,272	789.6	429	20.8	20,300	985.0	6,508	315.8
Group 5 - Groupe 4:									
1965	1,839,691	14,159	769.6	1,809	98.3	14,476	786.9	3,836	208.5
1966	1,849,295	15,125	817.9	1,712	92.6	14,954	808.6	4,990	269.8
1967	1,776,463	16,907	951.7	1,414	79.6	17,050	959.8	5,927	333.6
Group 6 - Groupe 6:									
1965	1,941,179	15,878	818.0	698	36.0	20,122	1,036.6	6,318	325.5
1966	1,969,835	17,069	866.5	792	40.2	22,000	1,116.8	6,794	344.9
1967	2,072,715	18,800	907.0	743	35.8	20,856	1,006.2	7,637	368.5
Group 7 - Groupe 7:									
1965	1,051,141	8,778	835.1	290	27.6	10,916	1,038.5	2,610	248.3
1966	981,369	8,494	865.5	273	27.8	11,701	1,192.3	2,189	223.0
1967	1,050,714	8,855	842.8	317	30.2	11,608	1,104.8	3,161	300.8
Group 8 - Groupe 8:									
1965	631,019	6,503	1,030.6	487	77.2	11,028	1,747.6	949	150.4
1966	623,268	6,395	1,026.0	492	78.9	13,771	2,209.5	1,191	191.1
1967	669,092	6,607	987.5	215	32.1	14,362	2,146.5	1,401	209.4
Group 9 - Groupe 9:									
1965	357,410	3,889	1,088.1	226	63.2	6,539	1,829.6	1,247	348.9
1966	302,786	3,490	1,152.6	166	54.8	7,083	2,339.3	704	232.5
1967	377,055	3,006	797.2	147	39.0	5,780	1,522.9	768	203.7

¹ Canada population estimated January 1, 1966, 1967 and 1968 while group population obtained from December 31, 1965, 1966 and 1967 estimates provided by contributing police departments.

¹ La population du Canada est évaluée au 1er janvier, 1966, 1967 et 1968, tandis que la population des groupes représente la somme des évaluations, arrêtées au 31 décembre 1965, 1966 et 1967, fournies par les sûretés répondantes.

CHART-H

GRAPHIQUE-H

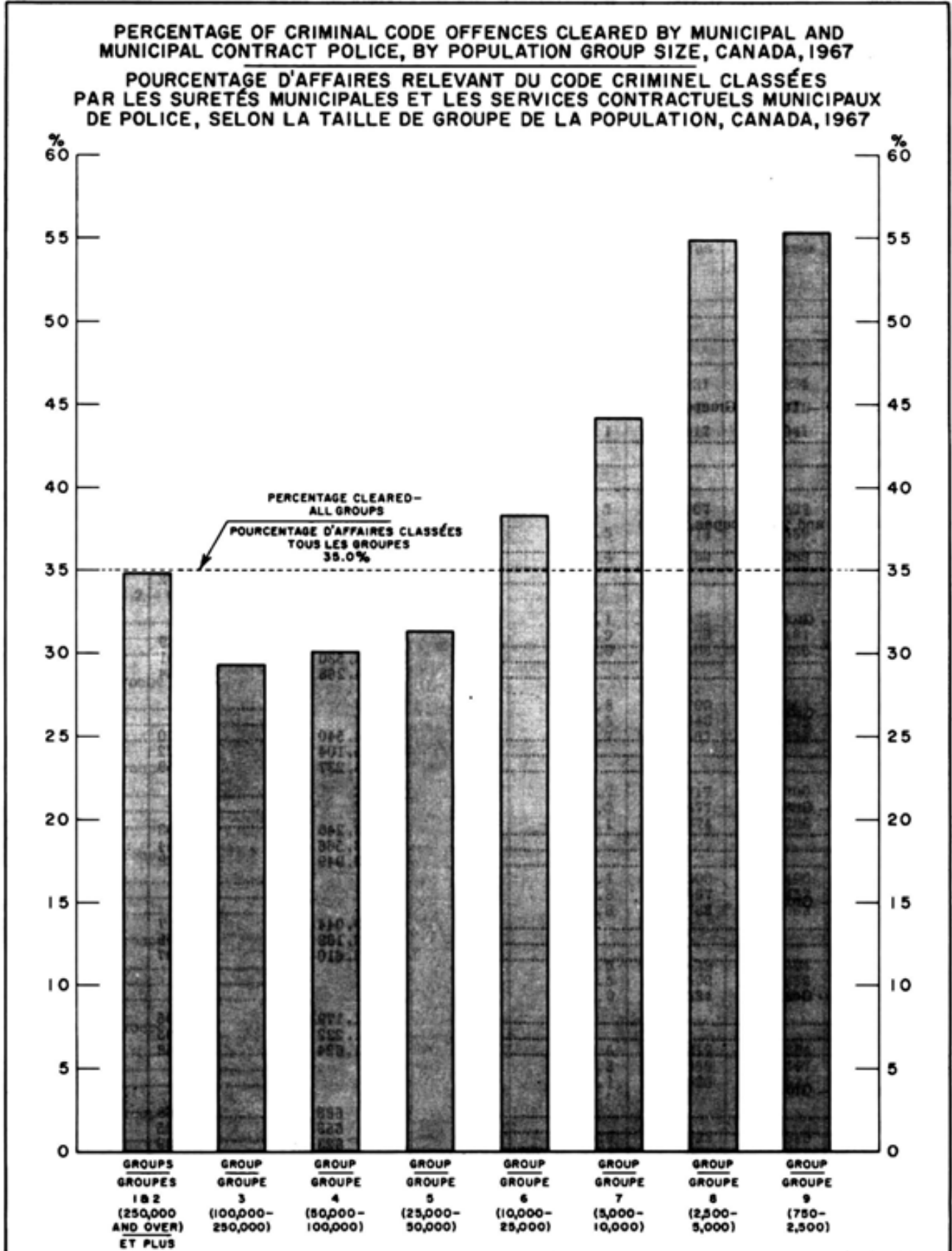


TABLE IV D. Motor Vehicles Reported Stolen and Recovered by Municipal and Municipal Contract Police, by Population Group Size, Canada, 1965, 1966 and 1967

TABLÉAU IV D. Véhicules automobiles volés et retrouvés (sûretés municipales et services contractuels municipaux de police), selon la taille de groupe de la population, Canada, 1965 et 1967

Population group size and year Taille de groupe de la population et année	Stolen Volés	Recovered Retrouvés	Percentage recovered Pourcentage de véhicules retrouvés
Canada:			
1965	37,419	34,325	91.7
1966	39,023	37,022	94.9
1967	44,209	41,649	94.2
Groups 1-9 - Total - Groupes 1-9:			
1965	44,522	39,632	89.1
1966	35,328	33,557	95.0
1967	40,121	37,781	94.2
Groups 1 and 2 - Groupes 1 et 2:			
1965	17,649	15,779	89.4
1966	17,767	16,885	95.0
1967	20,259	18,972	93.6
Group 3 - Groupe 3:			
1965	2,859	2,789	97.6
1966	3,530	3,281	92.9
1967	4,268	4,144	97.1
Group 4 - Groupe 4:			
1965	4,540	4,170	91.9
1966	5,104	4,822	94.5
1967	5,237	4,859	92.8
Group 5 - Groupe 5:			
1965	3,246	3,003	92.5
1966	3,568	3,444	96.6
1967	3,949	3,729	94.4
Group 6 - Groupe 6:			
1965	3,044	2,817	92.5
1966	3,188	2,999	94.1
1967	3,610	3,397	94.1
Group 7 - Groupe 7:			
1965	1,179	1,095	92.9
1966	1,222	1,193	97.6
1967	1,624	1,548	95.3
Group 8 - Groupe 8:			
1965	688	668	97.1
1966	653	635	97.2
1967	823	789	95.9
Group 9 - Groupe 9:			
1965	317	311	98.1
1966	298	298	100.0
1967	351	343	97.7

**TABLE IV E. Persons Reported Missing and Located by Municipal and Municipal
by Population Group Size, Canada, 1965, 1966 and 1967**

**TABLEAU IV E. Personnes portées disparues et retrouvées par les sùretés municipales
et les services contractuels municipaux de police, selon la taille de groupe
de la population, Canada, 1965, 1966 et 1967**

Population group size and year Taille de groupe de la population et année	Adults — Adultes			Juveniles — Jeunes gens		
	Missing — Disparus	Located — Retrouvés	Percentage located — Pourcentage de personnes retrouvées	Missing — Disparus	Located — Retrouvés	Percentage located — Pourcentage de personnes retrouvées
Canada:						
1965	17,570	16,970	96.6	27,131	27,124	99.3
1966	20,769	19,828	95.5	30,965	30,726	99.2
1967	21,746	20,893	96.1	33,412	32,941	98.6
Groups 1-9 — Total — Groupes 1-9:						
1965	15,554	15,041	96.7	25,707	25,537	99.3
1966	17,071	16,297	95.5	27,773	25,559	99.2
1967	18,087	17,441	96.4	29,720	29,380	98.9
Groups 1 and 2 — Groupes 1 et 2:						
1965	8,230	7,991	97.1	11,823	11,735	99.3
1966	8,753	8,397	95.9	13,270	13,181	99.3
1967	8,646	8,348	96.6	12,506	12,356	98.8
Group 3 — Groupe 3:						
1965	1,188	1,162	97.8	2,709	2,701	99.7
1966	1,332	1,259	94.5	2,640	2,635	99.8
1967	1,972	1,926	97.7	4,567	4,554	99.7
Group 4 — Groupe 4:						
1965	2,348	2,176	92.7	2,717	2,700	99.4
1966	3,035	2,828	93.2	3,677	3,610	98.2
1967	3,064	2,884	94.1	3,774	3,706	98.2
Group 5 — Groupe 5:						
1965	1,025	1,016	99.1	2,500	2,490	99.6
1966	1,315	1,267	96.3	2,467	2,457	99.6
1967	1,574	1,524	96.8	2,788	2,763	99.1
Group 6 — Groupe 6:						
1965	1,543	1,506	97.6	3,429	3,404	99.3
1966	1,446	1,381	95.5	3,400	3,359	98.8
1967	1,661	1,612	97.0	3,534	3,453	97.7
Group 7 — Groupe 7:						
1965	757	746	98.5	1,617	1,604	99.2
1966	765	744	97.3	1,359	1,357	99.9
1967	736	722	98.1	1,525	1,524	99.9
Group 8 — Groupe 8:						
1965	304	294	96.7	623	618	99.2
1966	296	295	99.7	681	681	100.0
1967	295	289	98.0	718	716	99.7
Group 9 — Groupe 9:						
1965	159	150	94.3	289	285	98.6
1966	129	126	97.7	279	279	100.0
1967	139	136	97.8	308	308	100.0

**TABLE IV F. Persons Reported Drowned by Municipal and Municipal Contract Police,
by Population Group Size, Canada, 1965, 1966 and 1967**

**TABLEAU IV F. Noyades déclarées par les sùretés municipales et les services contractuels
municipaux de police, selon la taille de groupe de la population, Canada, 1965, 1966 et 1967**

Population group size and year Taille de groupe de la population et année	Number Nombre
Canada:	
1965	1,359
1966	1,443
1967	1,375
Groups 1-9 - Total - Groupes 1-9:	
1965	315
1966	354
1967	340
Groups 1 and 2 - Groupes 1 et 2:	
1965	74
1966	58
1967	62
Group 3 - Groupe 3:	
1965	8
1966	22
1967	31
Group 4 - Groupe 4:	
1965	44
1966	55
1967	50
Group 5 - Groupe 5:	
1965	37
1966	41
1967	33
Group 6 - Groupe 6:	
1965	75
1966	68
1967	88
Group 7 - Groupe 7:	
1965	31
1966	55
1967	27
Group 8 - Groupe 8:	
1965	26
1966	44
1967	27
Group 9 - Groupe 9:	
1965	20
1966	11
1967	22

PART V. CRIME BY TYPE OF POLICE JURISDICTION**PARTIE V. LA CRIMINALITÉ SELON LE GENRE DE SÛRETÉ**

The activities of Canada's various types of police forces, municipal, provincial, federal and special forces, in enforcing the Criminal Code, Federal and Provincial Statutes and Municipal By-laws are shown in Table V A. In addition to the number of offences reported, the table shows the number cleared by charge and cleared otherwise and the percentage cleared. The Royal Canadian Mounted Police and Ontario Provincial Police totals include data reported by their municipal contract detachments.

L'activité des différentes sûretés canadiennes municipales, provinciales, fédérales et spéciales quant à l'application du Code criminel, des lois fédérales et provinciales et des règlements municipaux est indiquée au tableau V A. En plus du nombre d'infractions signalées, le tableau donne le nombre d'affaires classées par mise en accusation et classées sans mise en accusation, ainsi que le pourcentage d'affaires classées. Les chiffres de la Gendarmerie Royale du Canada et de la Police Provinciale de l'Ontario comprennent les données signalées par leurs détachements qui assurent des services contractuels municipaux.

A number of factors can have effect on the reporting of data. These have been described on pages 10 and 11 of this report, and should be taken into account when examining the data.

Certains facteurs peuvent influencer sur la déclaration des données. Ils sont décrits aux pages 10 et 11 du présent rapport et il faudra en tenir compte dans l'étude des données.

Offences Reported

Municipal police forces in Canada reported 550,651 Criminal Code offences during 1966 followed by the 166,525 offences reported by the Royal Canadian Mounted Police. As expected, the greatest number of Federal Statute offences 30,518 was reported by the RCMP, Municipal police forces reported a majority of the Provincial Statute and Municipal By-law offences reported in Canada during 1967.

Infractions signalées

En 1966, les sûretés municipales du Canada ont signalé 550,651 infractions au Code criminel et la Gendarmerie Royale du Canada, 166,525. Tel que prévu, la plupart des infractions aux lois fédérales (30,518) ont été signalées par la G.R.C. La majeure partie des infractions aux lois provinciales et aux règlements municipaux signalées au Canada en 1967 l'ont été par les sûretés municipales.

Offences Cleared

The percentage of Criminal Code offences reported cleared by all types of forces was lower than the percentage reported cleared for Federal and Provincial Statutes and Municipal By-laws.

Affaires classées

Le pourcentage des infractions classées relevant du Code criminel qui ont été signalées par tous les genres de sûretés a été inférieur à celui des affaires classées relevant des lois fédérales et provinciales et des règlements municipaux.

Persons Charged

The number of persons charged with offences under Criminal Code, Federal Statutes, Provincial Statutes and Municipal By-laws by type of force is given in Table V B.

Personnes inculpées

Le tableau V B renseigne sur les personnes accusées d'infractions au Code criminel, aux lois fédérales et provinciales et aux règlements municipaux suivant le genre de sûreté.

Motor Vehicles Reported Stolen and Recovered and Other Information.

Data on motor vehicles stolen and recovered, persons missing and located, and persons drowned, reported by forces of various types, are given in Table V C.

Véhicules automobiles volés et retrouvés et autres renseignements

Les données sur les véhicules automobiles volés et retrouvés, les personnes disparues et retrouvées et les noyades, qu'ont déclarées les différentes sûretés, sont indiquées au tableau V C.

TABLE V A. Number of Offences Reported, Cleared by Charge and Cleared Otherwise,
by Type of Force and Percentage of Offences Cleared, Canada, 1967

TABLEAU V A. Nombre d'infractions signalées, classées par mise en accusation et classées sans
mise en accusation, par genre de sûreté et pourcentage des infractions classées, Canada, 1967

	Criminal Code ¹ — Code criminel ¹	Federal Statutes — Lois fédérales	Provincial Statutes — Lois provinciales	Municipal By-laws — Règlements municipaux
Municipal (excluding contracts) — Sûretés municipales (ententes exclues):				
Reported offences — Infractions signalées	550,651	5,671	162,511	64,323
Cleared by charge — Classées par mise en accusation	133,994	4,543	158,366	48,124
Cleared otherwise — Classées sans mise en accusation	58,334	455	2,412	10,839
Percentage cleared — Pourcentage des infractions classées	34.9	88.1	98.9	91.6
Royal Canadian Mounted Police — Gendarmerie Royale du Canada:				
Reported offences — Infractions signalées	166,525	30,518	99,935	4,874
Cleared by charge — Classées par mise en accusation	36,052	23,166	87,253	2,357
Cleared otherwise — Classées sans mise en accusation	28,025	2,837	5,433	922
Percentage cleared — Pourcentage des infractions classées	38.5	85.2	92.7	67.2
Ontario Provincial Police — La Police provinciale de l'Ontario:				
Reported offences — Infractions signalées	45,039	735	26,781	317
Cleared by charge — Classées par mise en accusation	8,217	565	22,461	26
Cleared otherwise — Classées sans mise en accusation	11,278	117	3,194	246
Percentage cleared — Pourcentage des infractions classées	43.2	92.8	95.8	85.8
Quebec Provincial Police — La Sûreté provinciale du Québec:				
Reported offences — Infractions signalées	17,497	28	6,870	—
Cleared by charge — Classées par mise en accusation	5,670	27	4,137	—
Cleared otherwise — Classées sans mise en accusation	367	—	1,273	—
Percentage cleared — Pourcentage des infractions classées	34.5	96.4	78.7	—
Canadian National Railways Police — La Police des chemins de fer Nationaux du Canada:				
Reported offences — Infractions signalées	2,659	200	343	10
Cleared by charge — Classées par mise en accusation	403	183	311	9
Cleared otherwise — Classées sans mise en accusation	99	5	31	—
Percentage cleared — Pourcentage des infractions classées	18.9	94.0	99.7	90.0
Canadian Pacific Railway Police — La Police du chemin de fer Pacifique-Canadien:				
Reported offences — Infractions signalées	2,009	930	64	8
Cleared by charge — Classées par mise en accusation	234	726	55	8
Cleared otherwise — Classées sans mise en accusation	176	143	9	—
Percentage cleared — Pourcentage des infractions classées	20.4	93.4	100.0	100.0
National Harbours Board Police — La Police du Conseil des ports nationaux:				
Reported offences — Infractions signalées	188	18	—	—
Cleared by charge — Classées par mise en accusation	120	18	—	—
Cleared otherwise — Classées sans mise en accusation	3	—	—	—
Percentage cleared — Pourcentage des infractions classées	65.4	100.0	—	—

¹ Except Fire Commissioners.

¹ Sauf le Commissariat des incendies.

TABLE V B. Number of Persons Charged with Offences, by Type of Force, Canada, 1967

TABLEAU V B. Nombre de personnes inculpées, selon le genre de sûreté, Canada, 1967

	Criminal Code ¹ — Code criminel ¹	Federal Statutes — Lois fédérales	Provincial Statutes — Lois provinciales	Municipal By-laws — Règlements municipaux
Canada	200,908	27,943	275,567	49,972
Municipal (excluding contracts) — Sûretés municipales (ententes exclues)	135,521	4,715	157,783	47,536
Royal Canadian Mounted Police — Gendarmerie royale du Canada	39,442	21,586	87,806	2,377
Ontario Provincial Police — La Police provinciale de l'Ontario	16,191	582	25,361	41
Quebec Provincial Police — La Sûreté provinciale du Québec	8,709	31	4,242	—
Canadian National Railways Police — La Police des chemins de fer Nationaux du Canada	570	247	320	10
Canadian Pacific Railway Police — La Police du chemin de fer Pacifique-Canadien	355	764	55	8
National Harbours Board Police — La Police du Conseil des ports nationaux	120	18	—	—

¹ Except Fire Commissioners.¹ Sauf le Commissariat des incendies.

TABLE V C. Motor Vehicles Reported Stolen and Recovered and Other Information, by Type of Force, Canada, 1967

TABLEAU V C. Véhicules à moteur volés et retrouvés et autres renseignements selon le genre de sûreté, Canada, 1967

Type of force — Genre de sûreté	Personnes missing — Personnes disparues			Persons drowned — Personnes noyées	Motor vehicles — Véhicules à moteur		
	Reported — Signalées	Located — Retrouvées	Per cent of persons located — Pourcentage des personnes retrouvées		Stolen — Volés	Recovered — Retrouvés	Per cent of motor vehicles recovered — Pourcentage des véhicules à moteur retrouvés
Canada	55,158	53,834	97.6	1,375	44,209	41,649	94.2
Municipal (excluding contracts) — Sûretés municipales (ententes exclues)	44,081	43,170	97.9	287	37,521	35,322	94.1
Royal Canadian Mounted Police — Gendarmerie royale du Canada	7,162	7,022	98.0	517	4,659	4,484	96.2
Ontario Provincial Police — La Police provinciale de l'Ontario	3,685	3,488	94.6	266	1,145	1,088	95.0
Quebec Provincial Police — La Sûreté provinciale du Québec	111	67	60.4	288	865	738	85.3
Canadian National Railways Police — La Police des chemins de fer Nationaux du Canada	96	73	76.0	1	7	5	71.4
Canadian Pacific Railway Police — La Police du chemin de fer Pacifique-Canadien	23	14	60.8	—	—	—	—
National Harbours Board Police — La Police du Conseil des ports nationaux	—	—	—	16	12	12	100.0

TABLE 1. Crime and Miscellaneous Data by Type of Force, Group Size and Police Jurisdiction, 1967

No.	Force	Criminal Code Code criminel								
		Reported or known to police — Infractions communi- quées à la poli- ce ou connues d'elle	Un- founded — Affaires non fondées	Actual number — Nombre réel d'infractions	Offences cleared — Infractions classées		Persons charged — Personnes inculpées			
					By charge — Par mise en accu- sation	Other- wise — Sans mise en accu- sation	Adults — Adultes		Juveniles — Jeunes gens	
							Male — Hommes	Female — Femmes	Boys — Garçons	Girls — Filles
Summary data by type of force										
1	Royal Canadian Mounted Police	185,926	19,401	166,525	36,052	28,025	29,624	2,172	7,106	540
2	Municipal contract	72,065	6,806	65,257	13,835	9,074	10,050	966	3,114	246
3	Other	113,861	12,595	101,266	22,217	18,951	19,574	1,206	3,992	294
4	Ontario Provincial Police	53,826	8,787	45,039	8,217	11,278	14,261	444	1,409	77
5	Municipal contract	3,524	512	3,012	578	861	564	32	112	7
6	Other	50,302	8,275	42,027	7,639	10,417	13,697	412	1,297	70
7	Quebec Provincial Police	17,633	136	17,497	5,670	367	6,059	219	2,385	46
8	Municipal Police (inc. contracts)	648,516	29,465	618,920	148,407	68,269	102,026	13,256	31,616	3,714
9	Municipal	572,927	22,147	550,651	133,994	58,334	91,412	12,258	28,390	3,461
10	Municipal contract:									
11	RCMP	72,065	6,806	65,257	13,835	9,074	10,050	966	3,114	246
11	OPP	3,524	512	3,012	578	861	564	32	112	7
12	Canadian National Railways Police	2,667	8	2,659	463	99	396	2	172	—
13	Canadian Pacific Railway Police	2,012	3	2,009	234	176	241	8	105	1
14	National Harbours Board Police	221	—	188	120	3	120	—	—	—
15	Municipal total (incl. contracts)	648,516	29,465	618,920	148,407	68,269	102,026	13,256	31,616	3,714
16	Groups 1 and 2	296,917	9,494	287,421	69,887	30,151	44,928	7,796	13,758	2,410
17	Group 3	64,060	3,143	60,917	11,277	6,550	8,156	1,184	1,762	171
18	" 4	83,442	3,888	79,556	15,899	8,059	10,735	1,197	4,013	327
19	" 5	70,233	2,761	67,431	15,782	5,331	11,007	1,187	4,349	364
20	" 6	70,316	4,400	65,880	17,898	7,346	12,951	1,004	4,585	260
21	" 7	33,065	2,873	30,157	8,475	4,850	6,601	432	1,746	76
22	" 8	20,877	1,942	18,921	6,424	3,970	5,192	328	1,004	83
23	" 9	9,606	964	8,637	2,765	2,012	2,456	128	399	23
Summary data by police jurisdiction										
24	ROYAL CANADIAN MOUNTED POLICE	185,926	19,401	166,525	36,052	28,025	29,624	2,172	7,106	540
26	"A" Div., H.Q. — Ottawa (Western Quebec and North-Eastern Ontario)	1,348	69	1,279	55	101	33	5	—	—
27	"B" Div., H.Q. — St. John's (Newfoundland and Labrador)	11,136	1,314	9,822	2,590	1,760	1,991	122	938	30
28	"C" Div., H.Q. — Montreal (Quebec)	11,070	284	10,787	148	74	79	13	—	—
29	"D" Div., H.Q. — Winnipeg (Manitoba and North-Western Ontario)	13,630	1,737	11,902	3,281	2,348	2,642	235	958	100
30	"E" Div., H.Q. — Victoria (British Columbia)	88,779	7,650	73,131	14,963	9,771	10,674	954	3,925	300
31	"F" Div., H.Q. — Regina (Saskatchewan)	19,794	2,618	17,173	4,159	4,768	3,828	291	161	6
32	"G" Div., H.Q. — Ottawa (N.W.T. — Y.T.)	4,950	993	3,957	1,478	1,311	1,300	146	103	17
33	"H" Div., — Halifax (Nova Scotia)	11,413	1,245	10,168	1,826	2,439	1,799	71	307	4
34	"J" Div., H.Q. — Fredericton (New Brunswick)	9,974	1,004	8,970	1,769	2,112	1,635	83	196	20
35	"K" Div., H.Q. — Edmonton (Alberta)	20,432	2,320	18,103	5,399	3,165	5,003	237	467	63
36	"L" Div., H.Q. — Charlottetown (Prince Edward Island)	1,339	158	1,181	335	276	400	7	31	—
37	"O" Div., H.Q. — Toronto (South-Western Ontario)	52	—	52	49	—	31	8	—	—

TABLEAU 1. Renseignements concernant les infractions et les diverses autres données selon le genre de sûreté, la taille de groupe et le ressort des sûretés, 1967

Other offences Autres infractions			Miscellaneous Divers					Service	N°
Actual offences Nombre réel d'infractions			Persons missing Personnes disparues		Persons drowned Personnes noyées	Motor vehicles Véhicules à moteur			
Federal Statutes Lois fédérales	Provincial Statutes Lois provinciales	Municipal By-laws Règlements municipaux	Reported Signalées	Located Retrouvées		Stolen Volés	Recovered Retrouvés		
Données sommaires selon le genre de sûreté									
30,518	99,935	4,874	7,162	7,022	517	4,659	4,484	Gendarmerie Royale du Canada	1
1,489	27,774	4,313	3,535	3,462	43	2,532	2,392	Entente municipale	2
29,029	72,161	561	3,627	3,560	474	2,127	2,092	Autre	3
735	26,781	317	3,685	3,488	266	1,145	1,088	La Police provinciale de l'Ontario	4
32	1,278	253	191	189	10	68	67	Entente municipale	5
703	25,503	64	3,494	3,299	256	1,077	1,021	Autre	6
28	6,870	—	111	67	288	865	738	La sûreté provinciale du Québec	7
7,192	191,563	68,889	47,807	46,821	340	40,121	37,781	Sûretés municipales (ententes incluses)	8
5,671	162,511	64,323	44,061	43,170	287	37,521	35,322	Sûretés municipales	9
1,489	27,774	4,313	3,535	3,462	43	2,532	2,392	Entente municipale:	
32	1,278	253	191	189	10	68	67	G.R.C.	10
								P.P.O.	11
290	343	10	96	73	1	7	5	La Police des chemins de fer Nationaux du Canada.	12
930	64	8	23	14	—	—	—	Police du chemin de fer Pacifique-Canadien	13
18	—	—	—	—	16	12	12	Police du Conseil des ports nationaux	14
7,192	191,563	68,889	47,807	46,821	340	40,121	37,781	Total, sûretés municipales (ententes incluses)	15
2,406	80,669	26,879	21,152	20,704	62	20,259	18,972	Groupes 1 et 2	16
320	14,929	4,822	6,539	6,480	31	4,268	4,144	Groupes 3	17
552	21,728	10,328	6,838	6,590	50	5,237	4,859	" 4	18
1,792	18,174	7,216	4,362	4,287	33	3,949	3,729	" 5	19
1,181	22,255	11,817	5,195	5,065	88	3,610	3,397	" 6	20
448	12,645	4,516	2,261	2,246	27	1,624	1,548	" 7	21
299	14,953	2,238	1,013	1,005	27	823	789	" 8	22
194	6,210	1,073	447	444	22	351	343	" 9	23
Données sommaires selon le ressort policier									
30,518	99,935	4,874	7,162	7,022	517	4,659	4,484	GENDARMERIE ROYALE DU CANADA	24
2,520	—	—	1	1	—	—	—	Division "A", Q.G.: Ottawa (l'Ouest du Québec et le Nord-Est de l'Ontario).	26
693	3,884	134	373	371	60	221	218	Division "B", Q.G.: St. John's (Terre-Neuve et Labrador).	27
9,296	1	—	—	—	—	—	—	Division "C", Q.G.: Montréal (Québec)	28
2,001	10,263	294	653	644	51	383	374	Division "D", Q.G.: Winnipeg (Manitoba et le Nord-Ouest de l'Ontario).	29
4,555	28,194	3,436	4,388	4,291	160	2,469	2,329	Division "E", Q.G.: Victoria (Colombie-Britannique).	30
1,560	17,408	642	351	345	34	464	453	Division "F", Q.G.: Regina (Saskatchewan)	31
1,445	3,692	43	131	125	20	105	105	Division "G", Q.G.: Ottawa (T.N.-O., Yukon)	32
710	6,720	43	323	312	98	135	135	Division "H", Q.G.: Halifax (Nouvelle-Écosse)	33
917	6,471	86	420	417	29	184	182	Division "J", Q.G.: Fredericton (Nouveau-Brunswick).	34
2,201	21,740	205	485	480	40	663	653	Division "K", Q.G.: Edmonton (Alberta)	35
82	1,562	3	37	36	15	35	35	Division "L", Q.G.: Charlottetown (Île-du-Prince-Édouard).	36
4,568	—	—	—	—	1	—	—	Division "O", Q.G.: Toronto (le Sud-Ouest de l'Ontario).	37

TABLE 1. Crime and Miscellaneous Data by Type of Force, Group Size and Police Jurisdiction, 1967 - Continued

No.	Force	Criminal Code Code criminel								
		Reported or known to police — Infractions communiquées à la poli- ce ou connues d'elle	Un- founded — Affaires non fondées	Actual number — Nombre réel d'infractions	Offences cleared — Infractions classées		Persons charged — Personnes inculpées			
					By charge — Par mise en accu- sation	Other- wise — Sans mise en accu- sation	Adults — Adultes		Juveniles — Jeunes gens	
							Male — Hommes	Female — Femmes	Boys — Garçons	Girls — Filles
1	Ontario Provincial Police, H.Q. - Toronto	53,826	8,787	45,039	8,217	11,278	14,261	444	1,409	77
	District Headquarters:									
2	No. 1 - Chatham	5,373	894	4,479	646	1,159	6,682	30	123	1
3	2 - London	4,278	840	3,438	386	939	456	22	40	-
4	3 - Burlington	3,532	530	3,002	375	975	446	14	49	3
5	4 - Niagara Falls	2,588	429	2,159	267	541	298	17	37	-
6	5 - Downsview	1,582	150	1,432	310	259	269	10	41	-
7	6 - Mount Forest	4,659	872	3,787	653	786	653	32	78	4
8	7 - Barrie	4,691	528	4,163	578	760	590	34	62	1
9	8 - Peterborough	4,064	618	3,446	616	685	565	18	74	1
10	9 - Belleville	3,662	689	2,973	684	737	641	40	68	5
11	10 - Perth	2,748	276	2,472	525	640	513	23	104	5
12	11 - Long Sault	2,891	628	2,263	456	508	526	19	71	-
13	12 - North Bay	2,954	652	2,303	497	731	438	14	71	2
14	13 - Sudbury	2,871	418	2,453	568	682	534	20	133	3
15	14 - Sault Ste. Marie	1,741	319	1,422	280	426	299	12	78	9
16	15 - South Porcupine	970	93	877	268	182	268	20	58	11
17	16 - Port Arthur	2,407	386	2,021	489	599	521	33	165	19
18	17 - Kenora	2,815	465	2,350	619	669	562	86	157	13
19	Quebec Provincial Police, H.Q. - Montreal	17,633	136	17,497	5,670	367	6,059	219	2,385	46
20	Montreal Division	10,952	64	10,888	3,171	94	3,352	134	1,067	31
21	Quebec Division	6,681	72	6,609	2,499	273	2,707	85	1,318	15
22	Canadian National Railways Police, H.Q. - Montreal.	2,667	8	2,659	463	99	396	2	172	-
23	Canadian Pacific Railway Police, H.Q. - Montreal.	2,012	3	2,009	234	176	241	8	105	1
24	National Harbours Board Police	221	-	188	120	3	120	-	-	-
25	Port of Halifax, N.S.	25	-	25	2	3	2	-	-	-
26	Port of Montreal, Que.	196	-	163	118	-	118	-	-	-
	GROUP SIZE									
	Groups 1 and 2 (8 cities, population 250,000 and over):									
27	Calgary, Alta.	19,945	179	19,766	5,152	2,662	3,641	525	280	35
28	Edmonton, Alta.	32,378	1,199	31,179	6,263	7,476	3,529	701	776	150
29	Hamilton, Ont.	22,375	1,042	21,333	4,103	4,765	2,963	620	483	51
30	Montreal, Que.	71,985	2,417	69,568	14,047	4,447	12,061	1,862	2,712	229
31	Ottawa, Ont.	14,307	1,757	12,548	3,298	147	2,393	342	392	103
32	Toronto, Ont.	85,257	1,880	83,377	25,551	7,734	11,668	2,002	7,009	1,267
33	Vancouver, B.C.	32,356	772	31,584	6,763	2,298	5,734	1,251	1,152	257
34	Winnipeg, Man.	18,314	248	18,066	4,710	599	2,919	493	954	318
	Group 3 (9 cities and districts, population 100,000 to 250,000):									
35	Burnaby, (Dist. Mun.) B.C. (RCMP)	6,645	405	6,240	1,251	347	780	150	361	57
36	Laval, Que.	5,411	83	5,328	356	525	204	36	227	7
37	London, Ont.	12,873	1,697	11,176	1,315	3,237	895	157	185	7
38	Mississauga, Ont.	3,269	56	3,213	951	279	734	154	184	10
39	Quebec, Que.	6,566	45	6,521	1,334	147	711	168	263	54
40	Regina, Sask.	10,086	109	9,977	1,991	743	1,514	200	171	8
41	Saint John, N.B.	3,689	187	3,502	832	52	592	64	161	20
42	Saskatoon, Sask.	5,511	100	5,411	1,308	343	1,069	120	72	5
43	Windsor, Ont.	10,010	461	9,549	1,939	877	1,657	135	138	3

TABLEAU 1. Renseignements concernant les infractions et les diverses autres données selon le genre de sûreté, la taille de groupe et le ressort des sûretés, 1967 - suite

Other offences Autres infractions			Miscellaneous Divers					Service	N°
Actual offences Nombre réel d'infractions			Persons missing Personnes disparues		Persons drowned Personnes noyées	Motor vehicles Véhicules à moteur			
Federal Statutes Lois fédérales	Provincial Statutes Lois provinciales	Municipal By-laws Règlements municipaux	Reported Signalées	Located Retrouvées		Stolen Volés	Recovered Retrouvés		
735	26,781	317	3,685	3,488	286	1,145	1,088	La Police provinciale de l'Ontario, Q.G.: Toronto	1
Bureau central du district:									
36	1,639	77	236	223	28	109	106	No. 1 - Chatham	2
54	1,964	2	321	295	8	113	109	2 - London	3
9	1,211	53	151	148	6	89	84	3 - Burlington	4
6	514	37	144	140	6	69	69	4 - Niagara Falls	5
1	1,008	-	49	45	8	49	43	5 - Downsview	6
21	2,145	5	231	228	14	117	116	6 - Mount Forest	7
190	2,383	-	310	307	11	107	95	7 - Barris	8
65	2,556	-	200	197	19	96	91	8 - Peterborough	9
9	1,835	3	151	147	19	60	55	9 - Belleville	10
5	2,164	24	295	253	18	46	42	10 - Perth	11
8	1,352	18	141	132	10	52	50	11 - Long-Sault	12
15	1,100	5	205	198	23	46	45	12 - North Bay	13
93	1,558	4	298	275	18	67	66	13 - Sudbury	14
34	958	2	187	187	10	17	16	14 - Sault-Sainte-Marie	15
12	885	2	180	175	9	29	27	15 - South Percipine	16
83	1,672	81	297	294	19	42	42	16 - Port Arthur	17
94	1,637	4	289	244	40	37	32	17 - Kenora	18
28	6,870	-	111	67	288	865	738	La Sûreté provinciale du Québec, Q.G.: Montréal	19
28	4,361	-	62	25	183	587	502	Division de Montréal	20
-	2,509	-	49	42	105	278	236	Division de Québec	21
200	343	10	96	73	1	7	5	Police des chemins de fer Nationaux du Canada, Q.G.: Montréal.	22
930	64	8	23	14	-	-	-	Police du chemin de fer Pacifique-Canada, Q.G.: Montréal.	23
18	-	-	-	-	16	12	12	Police du Conseil des ports nationaux	24
-	-	-	-	-	-	-	-	Port d'Halifax, N.-É.	25
18	-	-	-	-	16	12	12	Port de Montréal, P.Q.	26
TAILLE DE GROUPE									
Groupes 1 et 2 (8 cités de 250,000 habitants et plus):									
217	5,961	2,439	1,139	1,056	4	980	891	Calgary, Alb.	27
357	8,598	2,898	2,649	2,644	6	1,029	1,025	Edmonton, Alb.	28
272	4,323	641	1,104	1,080	3	1,011	966	Hamilton, Ont.	29
525	655	12,848	4,249	4,158	17	6,909	6,076	Montréal, P.Q.	30
172	2,478	1,412	794	791	9	1,278	1,227	Ottawa, Ont.	31
142	33,724	928	7,871	7,630	15	5,391	5,241	Toronto, Ont.	32
523	22,705	3,970	1,523	1,581	7	2,312	2,226	Vancouver, C.-B.	33
198	2,225	1,743	1,823	1,704	1	1,349	1,320	Winnipeg, Man.	34
Groupe 3 (8 cités et districts de 100,000 à 250,000 habitants):									
71	562	407	564	564	2	360	328	Burnaby, (D.M.) C.-B. (G.R.C.)	35
2	-	-	455	442	14	334	372	Laval, P.Q.	36
71	5,409	2,242	2,436	2,425	1	316	313	London, Ont.	37
-	438	71	169	166	1	184	172	Mississauga, Ont.	38
-	-	788	364	352	3	1,023	969	Québec, P.Q.	39
118	3,019	388	673	673	-	428	402	Regina, Sask.	40
29	2,583	-	684	676	4	427	418	Saint John, N.-B.	41
4	909	882	226	225	2	327	318	Saskatoon, Sask.	42
25	2,009	64	968	957	4	869	832	Windsor, Ont.	43

TABLE 1. Crime and Miscellaneous Data by Type of Force, Group Size and Police Jurisdiction, 1967 - Continued

No.	Force	Criminal Code Code criminel								
		Reported or known to police — Infractions communi- quées à la poli- ce ou connues d'elle	Un- founded — Affaires non fondées	Actual number — Nombre réel d'infra- ctions	Offences cleared — Infractions classées		Persons charged — Personnes inculpées			
					By charge — Par mise en accu- sation	Other- wise — Sans mise en accusation	Adults — Adultes		Juveniles — Jeunes gens	
							Male — Hommes	Female — Femmes	Boys — Garçons	Girls — Filles
Group 4 (36 cities and districts, population 50,000 to 100,000):										
1	Brantford, Ont.	2,240	48	2,192	441	380	421	49	46	1
2	Burlington, Ont.	2,462	58	2,404	277	455	267	42	47	4
3	Cloverdale, B.C. (RCMP)	5,238	444	4,795	633	571	471	47	147	16
4	Dartmouth, N.S.	1,403	115	1,288	215	156	164	24	70	5
5	Guelph, Ont.	1,468	46	1,422	363	100	284	23	82	6
6	Halifax, N.S.	4,980	189	4,791	684	957	584	72	148	17
7	Hull, Que.	3,188	27	3,162	513	191	355	59	176	2
8	Jacques-Cartier, Que.	2,736	159	2,577	422	442	304	20	123	3
9	Kingston, Ont.	2,823	73	2,750	479	52	283	22	75	5
10	Kitchener, Ont.	3,741	99	3,642	468	687	393	46	45	1
11	Lasalle, Que.	1,126	8	1,118	774	36	575	91	72	—
12	Montreal North, Que.	2,269	488	2,261	540	235	261	46	177	39
13	Niagara Falls, Ont.	3,302	187	3,115	533	273	361	25	7	—
14	Oakville, Ont.	2,429	174	2,255	422	124	350	24	112	7
15	Oshawa, Ont.	3,383	11	3,372	667	96	497	47	249	15
16	Peterborough, Ont.	3,602	491	3,111	853	395	498	53	196	27
17	Richmond, (twp.) B.C. (RCMP)	2,412	191	2,221	302	414	187	19	114	15
18	Saanich, (Dist. Mun.) B.C.	2,061	120	1,941	277	61	143	—	104	13
19	St. Catharines, Ont.	5,301	240	5,061	848	983	688	89	84	1
20	Ste-Foy, Que.	1,486	51	1,435	238	143	129	42	58	6
21	St. John's, Nfld.	3,949	24	3,925	963	388	363	98	442	38
22	St-Laurent, Que.	2,658	84	2,574	196	112	158	4	108	—
23	St-Michel, Que.	1,672	6	1,667	587	1	387	15	152	—
24	Sarnia, Ont.	2,817	145	2,672	563	95	443	42	100	3
25	Sault Ste. Marie, Ont.	1,811	88	1,723	511	44	380	40	162	19
26	Sherbrooke, Que.	1,686	12	1,674	507	64	265	9	187	12
27	Sudbury, Ont.	3,915	134	3,781	986	119	772	66	55	2
28	Trois-Rivières, Que.	1,052	6	1,046	198	47	106	6	141	4
29	Verdun, Que.	2,379	130	2,249	404	204	227	11	268	12
30	Victoria, B.C.	3,373	40	3,332	1,035	234	419	66	266	54
Group 5 (54 cities, towns, districts, counties, townships, etc., population 25,000 to 50,000):										
31	Anjou, Que.	422	3	419	60	11	41	—	60	—
32	Belleville, Ont.	1,414	77	1,337	286	174	216	8	78	3
33	Brampton, Ont.	1,545	14	1,531	379	129	283	41	107	4
34	Brandon, Man.	1,578	1	1,577	257	7	227	13	10	4
35	Cap-de-la-Madeleine, Que.	660	—	660	169	—	36	3	124	1
36	Charlesbourg, Que.	400	12	388	80	12	58	3	25	—
37	Chatham, Ont.	2,345	144	2,201	337	508	241	27	62	3
38	Chicoutimi, Que.	900	—	877	180	—	133	6	41	—
39	Corner Brook, Nfld. (RCMP)	1,286	183	1,103	397	149	296	26	180	9
40	Cornwall, Ont.	2,201	147	2,054	453	164	422	67	137	26
41	Delta, B.C.	609	29	580	161	85	119	9	47	1
42	Drummondville, Que.	1,746	16	1,730	81	3	57	1	6	—
43	East Kildonan, Man.	783	8	775	207	11	100	19	136	15
44	Eastview, Ont.	1,133	34	1,099	200	74	194	12	13	—
45	Fort William, Ont.	2,716	206	2,510	520	328	399	45	140	13
46	Galt, Ont.	1,279	60	1,219	169	124	146	10	31	5
47	Granby, Que.	124	1	123	72	—	68	5	1	—
48	Jonquière, Que.	585	19	566	214	105	100	17	102	9
49	Lachine, Que.	918	86	832	134	46	70	7	45	—
50	Lethbridge, Alta.	2,719	36	2,682	1,114	255	722	48	175	19
51	Longueuil, Que.	1,134	99	1,018	357	31	292	3	90	—
52	Mallardville, (Dist. Mun.) B.C. (RCMP)	2,425	184	2,241	211	143	153	13	98	—
53	Medicine Hat, Alta.	1,349	189	1,160	243	211	224	19	48	7
54	Moncton, N.B.	1,549	92	1,457	382	205	273	24	90	4
55	Moose Jaw, Sask.	1,787	6	1,781	473	63	371	25	71	6
56	Nepean, (twp.) Ont.	1,556	11	1,545	397	207	201	66	86	33
57	New Westminster, B.C.	3,177	1	3,176	567	—	341	56	162	22
58	North Vancouver, (Dist. Mun.) B.C. (RCMP)	2,196	18	2,178	248	45	120	15	107	3
59	North Vancouver, B.C. (RCMP)	2,158	18	2,140	253	25	129	15	118	2
60	Outremont, Que.	645	—	645	81	29	35	1	41	3
61	Pickering, (twp.) Ont.	861	3	858	289	104	272	8	145	6
62	Pierrefonds, Que.	306	13	293	38	121	20	1	48	—
63	Pointe-aux-Trembles, Que.	522	1	521	97	58	49	1	35	—
64	Pointe-Claire, Que.	373	—	373	74	2	69	5	28	—
65	Port Arthur, Ont.	3,098	138	2,961	623	299	491	79	122	12
66	Prince Albert, Sask.	1,567	17	1,550	461	208	348	37	42	7
67	Prince George, B.C. (RCMP)	4,454	121	4,333	835	23	640	69	140	9

TABLEAU 1. Renseignements concernant les infractions et les diverses autres données selon le genre de sûreté, la taille de groupe et le ressort des sûretés, 1967 - suite

Other offences Autres infractions			Miscellaneous Divers					Service	N°
Actual offences Nombre réel d'infractions			Persons missing Personnes disparues		Persons drowned Personnes noyées	Motor vehicles Véhicules à moteur			
Federal Statutes Lois fédérales	Provincial Statutes Lois provinciales	Municipal By-laws Règlements municipaux	Reported Signalées	Located Retrouvées		Stolen Volés	Recovered Retrouvés		
Groupe 4 (30 cités et districts de 50,000 à 100,000 habitants):									
-	853	14	91	91	-	89	83	Brantford, Ont.	1
-	362	176	152	148	-	67	66	Burlington, Ont.	2
76	804	441	145	137	2	120	107	Cloverdale, C.-B. (G.R.C.)	3
-	798	27	228	226	3	43	41	Dartmouth, N.-É.	4
-	944	21	171	170	-	69	65	Guelph, Ont.	5
-	3,938	906	523	479	3	375	365	Halifax, N.-É.	6
-	60	1,486	197	192	3	390	370	Hull, P.Q.	7
29	15	973	237	234	-	117	101	Jacques-Cartier, P.Q.	8
96	1,289	423	332	314	-	230	219	Kingston, Ont.	9
5	124	175	272	253	-	181	175	Kitchener, Ont.	10
4	150	458	91	88	1	67	30	Lasalle, P.Q.	11
9	5	295	140	136	3	185	162	Montréal-Nord, P.Q.	12
1	201	26	285	285	-	102	96	Niagara Falls, Ont.	13
25	332	198	112	105	6	86	81	Oakville, Ont.	14
5	1,218	28	237	228	1	211	167	Oshawa, Ont.	15
1	677	77	256	256	-	138	135	Peterborough, Ont.	16
52	150	63	341	329	2	80	80	Richmond, (twp.) C.-B. (G.R.C.)	17
4	226	126	289	278	2	31	28	Saanich, (D.M.) C.-B.	18
28	1,806	407	221	212	-	176	165	St. Catharines, Ont.	19
-	5	28	10	10	-	151	132	Ste-Foy, P.Q.	20
-	1,510	15	270	269	5	224	224	St. John's, T.-N.	21
7	37	1,620	116	116	-	206	175	St-Laurent, P.Q.	22
-	48	355	133	127	-	290	235	St-Michel, P.Q.	23
56	783	276	12	12	5	318	318	Sarnia, Ont.	24
19	998	119	628	574	-	188	178	Sault-Ste-Marie, Ont.	25
-	-	708	53	53	4	203	199	Sherbrooke, P.Q.	26
69	3,068	5	277	276	6	404	400	Sudbury, Ont.	27
-	7	791	41	37	1	155	143	Trois-Rivières, P.Q.	28
-	-	58	726	710	-	110	94	Verdun, P.Q.	29
66	1,320	33	252	245	3	231	225	Victoria, C.-B.	30
Groupe 5 (54 cités, villes, districts, comtés, cantons, etc., de 25,000 à 50,000 habitants):									
8	7	-	48	48	-	35	27	Anjou, P.Q.	31
-	480	-	106	106	-	94	89	Belleville, Ont.	32
6	261	52	109	107	-	74	69	Brampton, Ont.	33
-	426	126	-	-	-	62	62	Brandon, Man.	34
248	-	82	14	14	1	54	50	Cap-de-la-Madeleine, P.Q.	35
-	-	16	27	27	-	23	23	Charlesbourg, P.Q.	36
1	815	13	278	275	2	69	69	Chatham, Ont.	37
9	-	338	6	6	-	54	54	Chicoutimi, P.Q.	38
26	386	14	38	38	-	22	21	Corner Brook, T.-N. (G.R.C.)	39
7	396	108	121	124	3	66	66	Cornwall, Ont.	40
20	139	59	28	28	3	14	13	Delta, C.-B.	41
-	-	542	26	26	-	48	40	Drummondville, P.Q.	42
-	18	1	53	52	-	43	43	East Kildonan, Man.	43
-	169	142	57	57	-	133	126	Eastview, Ont.	44
1	1,086	328	388	384	1	216	215	Fort William, Ont.	45
-	173	79	87	85	-	65	61	Galt, Ont.	46
-	-	335	-	-	-	43	43	Granby, P.Q.	47
-	-	371	7	5	-	78	73	Jonquière, P.Q.	48
-	2	132	119	118	3	106	95	Lachine, P.Q.	49
934	859	18	57	57	-	115	115	Lethbridge, Alb.	50
-	-	6	28	27	-	143	87	Longueuil, P.Q.	51
16	72	66	3	3	-	36	37	Maillardville, (D.M.) C.-B. (G.R.C.)	52
42	342	123	32	29	1	26	25	Medicine Hat, Alb.	53
5	1,012	33	69	68	1	113	110	Moncton, N.-B.	54
66	661	8	221	215	-	99	98	Moose Jaw, Sask.	55
-	165	172	135	129	3	80	75	Nepean, (twp.) Ont.	56
23	673	6	171	170	2	185	180	New Westminster, C.-B.	57
36	256	352	290	288	3	150	149	Vancouver-Nord, (D.M.) C.-B. (G.R.C.)	58
106	177	436	271	268	-	191	190	Vancouver-Nord, C.-B. (G.R.C.)	59
-	-	158	69	69	-	41	41	Outremont, P.Q.	60
3	455	-	164	164	-	33	33	Pickering, (twp.) Ont.	61
5	-	42	61	57	1	19	15	Pierrefonds, P.Q.	62
3	-	30	67	60	-	171	153	Pointe-aux-Trembles, P.Q.	63
-	-	44	53	53	-	32	32	Pointe-Claire, P.Q.	64
12	2,326	269	163	177	1	135	130	Port Arthur, Ont.	65
-	734	8	218	218	-	80	80	Prince Albert, Sask.	66
121	2,226	123	307	307	1	241	186	Prince George, C.-B. (G.R.C.)	67

TABLE 1. Crime and Miscellaneous Data by Type of Force, Group Size and Police Jurisdiction, 1967 - Continued

No.	Force	Criminal Code Code criminel								
		Reported or known to police — Infractions communiquées à la poli- ce ou connues d'elle	Un- founded — Affaires non fondées	Actual number — Nombre réel d'infractions	Offences cleared — Infractions classées		Persons charged — Personnes inculpées			
					By charge — Par mise en accu- sation	Other- wise — Sans mise en accu- sation	Adults — Adultes		Juveniles — Jeunes gens	
							Male — Hommes	Female — Femmes	Boys — Garçons	Girls — Filles
Group 5 (54 cities, towns, districts, countries townships, etc., population 25,000 to 50,000) - Concluded:										
1	Red Deer, Alta. (RCMP)	1,157	76	1,081	253	98	256	14	12	4
2	Rimouski, Que.	289	4	285	114	175	114	—	—	—
3	St. Boniface, Man.	2,386	226	2,160	522	111	199	6	370	29
4	St-Hyacinthe, Que.	833	35	798	413	2	284	23	96	4
5	St. James, Man.	1,311	34	1,316	422	257	160	10	159	68
6	St-Jean, Que.	525	—	525	126	141	71	9	54	3
7	St-Jérôme, (Terrebonne) Que.	456	3	453	116	18	92	3	69	3
8	St-Léonard-de-Port-Maurice, Que.	949	12	937	254	13	96	164	15	—
9	St. Vital, Man.	556	37	519	85	1	52	4	76	4
10	Shawinigan, Que.	600	9	591	275	—	146	7	120	1
11	Sydney, N.S.	622	27	595	398	16	487	—	—	—
12	Timmins, Ont.	971	28	943	390	42	317	27	52	1
13	Valleyfield, Que.	686	—	686	211	63	148	8	72	4
14	Waterloo, Ont.	1,128	92	1,036	276	200	220	44	33	—
15	Welland, Ont.	1,566	109	1,457	255	214	174	17	124	—
16	Westmount, Que.	469	15	454	107	14	82	19	7	—
17	West Vancouver, (Dist. Mun.) B.C.	1,169	67	1,102	466	7	153	18	99	17
Group 6 (131 cities, towns, districts, townships, etc., population 10,000 to 25,000):										
18	Alma, Que.	200	8	192	102	59	45	6	99	1
19	Amherst, N.S.	393	8	384	244	6	235	—	8	—
20	Ancaster, (twp.) Ont.	419	18	401	44	44	27	3	28	3
21	Arvida, Que.	539	8	531	119	123	27	3	61	1
22	Asbestos, Que.	70	1	69	18	—	8	—	8	—
23	Assiniboia, (Rur. Mun.) Man.	872	12	860	280	69	109	4	186	7
24	Aurora, Ont.	197	1	196	88	20	84	3	17	1
25	Bale-Comeau, Que.	380	10	370	143	—	130	8	—	—
26	Barrie, Ont.	527	—	527	138	8	121	—	17	—
27	Bathurst, N.B.	151	20	131	82	45	84	1	—	—
28	Beaconsfield, Que.	164	3	161	20	7	9	3	11	—
29	Beauport, Que.	—	—	—	—	—	—	—	—	—
30	Brockville, Ont.	918	46	872	250	105	198	15	31	7
31	Boucherville, Que.	363	13	350	21	60	21	2	13	2
32	Brossard, Que.	405	6	399	16	15	22	—	6	1
33	Campbellton, N.B. (RCMP)	335	24	311	54	62	53	1	7	1
34	Charlottetown, P.E.I.	386	—	386	108	8	93	3	9	2
35	Châteauguay, Que.	213	—	213	47	1	13	18	7	2
36	Châteauguay-Centre, Que.	163	—	163	42	25	42	—	12	2
37	Chicoutimi North, Que.	93	2	91	80	11	54	3	39	1
38	Chilliwack, B.C. (RCMP)	1,086	62	1,024	239	124	117	4	158	1
39	Chinguacousy, (twp.) Ont.	601	17	584	95	42	76	4	8	1
40	Cobourg, Ont.	300	6	294	91	17	81	5	19	3
41	Copper Cliff, Ont.	383	25	358	61	15	49	3	10	—
42	Côte-St-Luc, Que.	357	22	334	40	69	17	3	32	—
43	Cowansville, Que.	140	12	128	24	49	14	1	15	1
44	Dawson Creek, B.C. (RCMP)	1,464	106	1,358	402	19	268	32	68	7
45	Dollard-des-Ormeaux, Que.	165	—	165	34	—	19	9	3	5
46	Dorval, Que.	1,089	1	1,088	86	234	67	6	14	2
47	Dundas, Ont.	412	8	404	70	81	58	6	10	—
48	East Gwillimbury, (twp.) Ont.	222	41	181	26	45	22	2	9	—
49	Edmundston, N.B.	218	—	218	147	14	134	7	27	—
50	Esquimalt, (twp.) B.C.	481	67	414	77	78	64	5	19	—
51	Flin Flon, Man. (RCMP)	659	106	553	118	73	106	3	24	4
52	Fort Garry, (Rur. Mun.) Man.	1,328	144	1,183	188	2	120	1	66	2
53	Fredericton, N.B.	482	171	311	119	9	102	10	27	—
54	Gatineau, Que.	255	2	253	43	1	29	1	18	—
55	Georgetown, Ont.	258	16	242	51	20	37	—	35	1
56	Giffard, Que.	138	—	138	10	1	12	1	—	—
57	Glace Bay, N.S.	847	3	819	385	5	352	—	56	—
58	Gloucester, (twp.) Ont.	564	36	528	242	107	172	53	73	11
59	Grande-Prairie, Alta. (RCMP)	640	105	535	139	71	118	6	38	1
60	Grand-Mère, Que.	242	—	242	159	7	104	5	53	3
61	Greenfield Park, Que.	467	3	464	335	14	158	142	24	9
62	Haney, B.C. (RCMP)	559	—	559	360	2	243	7	80	3
63	Hauterive, Que.	84	—	84	76	6	17	—	60	—
64	Joliette, Que.	320	18	302	116	12	94	3	55	1
65	Kamloops, B.C. (RCMP)	1,590	100	1,490	498	286	350	26	89	14

TABLEAU 1. Renseignements concernant les infractions et les diverses autres données selon le genre de sûreté, la taille de groupe et le ressort des sûretés, 1967 - suite

Other offences Autres infractions			Miscellaneous Divers					Service	N°
Actual offences Nombre réel d'infractions			Persons missing Personnes disparues		Persons drowned Personnes noyées	Motor vehicles Véhicules à moteur			
Federal Statutes Lois fédérales	Provincial Statutes Lois provinciales	Municipal By-laws Règlements municipaux	Reported Signalées	Located Retrouvées		Stolen Volés	Recovered Retrouvés		
Groupe 5 (54 cités, villes, districts, comtés, cantons, etc., de 25,000 à 50,000 habitants) - fin:									
23	517	13	12	12	-	49	48	Red Deer, Alb. (G.R.C.)	1
-	-	4	56	56	-	24	24	Rimouski, P.Q.	2
5	723	183	130	128	-	98	96	St. Boniface, Man.	3
-	-	274	47	39	-	79	71	St-Hyacinthe, P.Q.	4
2	230	105	177	177	-	75	73	St. James, Man.	5
-	-	757	27	27	1	105	98	St-Jean, P.Q.	6
-	1	3	23	22	-	58	55	St-Jérôme, (Terrebonne) P.Q.	7
-	-	111	19	18	-	100	70	St-Léonard-de-Port-Maurice, P.Q.	8
-	79	36	64	62	-	49	48	St. Vital, Man.	9
-	14	417	29	29	-	41	40	Shawinigan, P.Q.	10
-	916	-	91	91	-	49	49	Sydney, N.-É.	11
46	534	270	26	26	-	60	59	Timmins, Ont.	12
-	-	13	18	17	1	44	43	Valleyfield, P.Q.	13
8	458	10	59	59	1	51	50	Waterloo, Ont.	14
1	197	125	22	21	-	59	58	Welland, Ont.	15
-	-	206	85	85	-	39	40	Westmount, P.Q.	16
10	180	97	37	30	5	54	51	Vancouver-Ouest, (D.M.) C.-B.	17
Groupe 6 (131 cités, villes, districts, comtés, cantons, etc., de 10,000 à 25,000 habitants):									
-	-	375	21	21	4	23	23	Alma, P.Q.	18
-	177	58	3	3	-	13	13	Amherst, N.-É.	19
2	76	237	56	50	1	2	1	Ancaster, (twp.) Ont.	20
-	-	24	-	-	-	8	8	Arvida, P.Q.	21
-	1	30	5	5	-	5	5	Asbestos, P.Q.	22
7	335	47	31	30	-	17	18	Assinibois, (M.R.) Man.	23
12	96	5	15	14	-	13	13	Aurora, Ont.	24
-	-	82	4	4	1	16	16	Bale-Comeau, P.Q.	25
13	192	29	86	85	-	104	104	Barrie, Ont.	26
-	516	12	1	1	2	-	-	Bathurst, N.-B.	27
-	-	24	63	63	-	6	6	Beaconsfield, P.Q.	28
-	-	-	29	29	1	12	12	Beauport, P.Q.	29
7	591	18	122	120	1	19	19	Brockville, Ont.	30
-	-	-	31	31	1	9	8	Boucherville, P.Q.	31
4	1	5	7	7	1	32	21	Brossard, P.Q.	32
11	430	10	9	9	-	6	6	Campbellton, N.-B. (G.R.C.)	33
1	322	1,007	22	21	4	56	55	Charlottetown, I.P.-É.	34
-	-	1	20	20	-	3	3	Châteauguay, P.Q.	35
1	3	137	8	8	-	8	8	Châteauguay-Centre, P.Q.	36
-	1	103	-	-	-	4	4	Chicoutimi-Nord, P.Q.	37
27	203	52	12	9	3	20	20	Chilliwack, C.-B. (G.R.C.)	38
2	163	16	38	36	2	15	13	Chingacousy, (twp.) Ont.	39
1	198	-	14	14	6	36	33	Cobourg, Ont.	40
-	200	27	18	18	1	19	18	Copper Cliff, Ont.	41
-	-	-	32	32	-	11	9	Côte-St-Luc, P.Q.	42
1	-	81	3	3	-	8	8	Cowansville, P.Q.	43
4	682	14	59	54	1	61	60	Dawson Creek, C.-B. (G.R.C.)	44
-	-	59	60	57	-	8	1	Dollard-des-Ormeaux, P.Q.	45
-	-	34	57	44	1	62	44	Dorval, P.Q.	46
-	118	24	22	22	-	17	17	Dundas, Ont.	47
10	50	1	49	49	-	17	17	Est-Gwillimbury, (twp.) Ont.	48
7	115	28	4	4	1	16	16	Edmundston, N.-B.	49
-	98	6	85	82	-	25	25	Esquimaux, (twp.) C.-B.	50
1	591	4	-	-	-	15	15	Flin Flon, Man. (G.R.C.)	51
-	174	58	142	102	-	32	11	Fort Garry, (M.R.) Man.	52
132	852	113	105	105	-	53	44	Fredericton, N.-B.	53
-	-	35	13	12	-	10	8	Gatineau, P.Q.	54
1	26	34	26	26	-	24	24	Georgetown, Ont.	55
-	-	12	20	17	2	15	15	Giffard, P.Q.	56
300	198	46	63	63	3	48	48	Glace Bay, N.-É.	57
-	91	173	34	34	-	17	18	Gloucester, (twp.) Ont.	58
1	429	5	2	2	-	46	46	Grande-Prairie, Alb. (G.R.C.)	59
-	51	-	3	3	1	23	23	Grand-Mère, P.Q.	60
2	-	12	-	-	-	-	-	Greenfield Park, P.Q.	61
54	175	6	26	17	2	39	32	Hanay, C.-B. (G.R.C.)	62
-	-	-	5	5	-	4	4	Hauterive, P.Q.	63
-	-	118	11	11	-	24	24	Joliette, P.Q.	64
116	1,003	11	33	32	-	59	58	Kamloops, C.-B. (G.R.C.)	65

TABLE 1. Crime and Miscellaneous Data by Type of Force, Group Size and Police Jurisdiction, 1967 - Continued

No.	Force	Criminal Code Code criminel								
		Reported or known to police — Infractions communi- quées à la poli- ce ou connues d'elle	Un- founded — Affaires non fondées	Actual number — Nombre réel d'infrac- tions	Offences cleared — Infractions classées		Persons charged — Personnes inculpées			
					By charge — Par mise en accu- sation	Other- wise — Sans mise en accu- sation	Adults — Adultes		Juveniles — Jeunes gens	
							Male — Hommes	Female — Femmes	Boys — Garçons	Girls — Filles
Group 6 (131 cities, towns, districts, townships, etc. population 10,000 to 25,000) - Continued:										
1	Kapuskasing, Ont.	864	60	804	183	94	144	4	28	-
2	Kelowna, B.C. (RCMP)	1,336	98	1,240	286	128	214	10	64	7
3	Kénogami, Que.	322	1	321	15	52	6	-	15	1
4	Kenora, Ont.	633	10	623	259	7	198	35	45	2
5	King, (twp.) Ont.	216	3	213	46	7	47	1	10	-
6	Kitimat, (Dist.) B.C. (RCMP)	671	74	597	116	111	63	1	38	-
7	Lachute, Que.	203	6	197	101	7	79	9	26	-
8	Lafleche, Que.	229	26	200	13	66	13	-	5	2
9	Langley, (twp.) B.C. (RCMP)	851	208	743	80	52	67	1	44	-
10	La-Tuque, Que.	236	7	229	119	82	112	4	2	2
11	Leuzon, Que.	180	25	155	88	11	66	1	15	1
12	Lévis, Que.	181	3	178	48	21	45	3	4	1
13	Lindsay, Ont.	541	31	510	129	36	144	7	2	-
14	Loretteville, Que.	187	10	177	89	37	84	1	12	-
15	Magog, Que.	314	15	299	27	22	30	-	8	2
16	Merkham, (twp.) Ont.	595	-	595	245	63	200	10	47	-
17	Metane, Que.	363	69	294	170	33	101	16	61	7
18	Metsqui, (Dist. Mun.) B.C.	436	22	414	289	4	96	4	49	8
19	Midland, Ont.	496	17	479	96	54	91	6	4	-
20	Montmagny, Que.	57	-	57	41	-	29	-	23	-
21	Mount Royal, Que.	740	35	705	119	4	78	7	20	-
22	Nanaimo, B.C. (RCMP)	1,486	119	1,367	307	205	148	14	124	4
23	Nelson, B.C.	628	24	604	180	45	133	5	46	-
24	New Glasgow, N.S.	391	35	356	155	-	152	2	6	-
25	Newmarket, Ont.	400	2	398	167	64	133	16	15	-
26	New Waterford, N.S.	348	62	286	204	34	202	2	16	-
27	Noranda, Que.	478	19	457	60	29	54	-	18	-
28	North Battleford, Sask.	592	-	592	343	-	227	61	30	2
29	North Bay, Ont.	1,342	36	1,306	243	55	191	9	23	6
30	North Kildonan, Man.	535	12	523	255	13	103	-	137	-
31	Notre-Dame-de-Lorette, Que.	140	1	139	10	9	5	-	8	-
32	Oak Bay, (Dist. Mun.) B.C.	420	24	396	59	32	18	1	40	1
33	Oroville, Ont.	820	5	815	230	53	185	5	10	-
34	Oromocto, N.B. (RCMP)	508	36	472	64	116	50	7	18	4
35	Owen Sound, Ont.	396	4	392	147	3	120	17	16	-
36	Pembroke, Ont.	719	36	683	280	128	259	13	52	4
37	Penticton, B.C. (RCMP)	1,380	387	993	46	89	41	-	5	-
38	Pointe-Gatineau, Que.	203	3	200	40	2	22	-	38	-
39	Port Alberni, B.C. (RCMP)	988	31	937	234	48	152	25	81	5
40	Port Colborne, Ont.	989	78	911	205	280	155	1	45	1
41	Portage-la-Prairie, Man. (RCMP)	952	103	849	202	221	77	7	93	13
42	Port Coquitlam, B.C. (RCMP)	979	62	917	93	73	62	4	29	-
43	Powell River, (Dist. Mun.) B.C. (RCMP)	1,055	66	989	160	69	98	3	50	3
44	Preston, Ont.	572	11	561	73	206	81	5	12	-
45	Prince Rupert, B.C. (RCMP)	1,617	154	1,463	348	471	259	27	63	3
46	Repentigny, Que.	471	16	455	74	8	28	1	20	-
47	Richmond Hill, Ont.	886	4	882	263	49	136	6	78	3
48	Rivière-du-Loup, Que.	208	24	184	61	15	40	2	8	-
49	Rouyn, Que.	1,044	10	1,034	230	62	143	5	132	1
50	St-Bruno-de-Montarville, Que.	126	-	126	7	120	4	-	6	-
51	Ville-de-St-Hubert, Que.	486	1	485	90	76	34	-	32	-
52	St-Lambert, Que.	739	13	726	59	97	40	1	25	-
53	St-Thérèse, Que.	501	-	499	122	115	91	-	28	1
54	St. Thomas, Ont.	1,002	74	928	263	28	236	2	54	-
55	Saltfleet, (twp.) Ont.	655	18	637	51	79	49	4	9	1
56	Sept-Île, Que.	658	19	639	200	83	206	20	42	-
57	Shawinigan South, Que.	273	5	268	36	9	28	2	14	-
58	Sillery, Que.	161	3	158	14	21	19	1	2	-
59	Simcoe, Ont.	535	37	498	154	45	144	12	30	-
60	Sorel, Que.	266	44	220	132	46	86	15	35	-
61	Stratford, Ont.	1,161	78	1,083	190	177	165	12	40	-
62	Summerside, P.E.I.	328	19	309	61	-	49	-	13	-
63	Swift Current, Sask.	383	23	360	186	31	179	2	1	-
64	Teck, (twp.) Ont.	600	-	600	204	1	109	9	78	1
65	Theftford Mines, Que.	394	128	266	83	54	61	4	18	-
66	Thompson, Man. (RCMP)	971	150	821	252	198	196	29	22	-
67	Thorold, Ont.	273	24	249	106	19	88	6	51	-

TABLEAU I. Renseignements concernant les infractions et les diverses autres données selon le genre de sûreté, la taille de groupe et le ressort des sûretés, 1967 - suite

Other offences Autres infractions			Miscellaneous Divers					Service	N°
Actual offences Nombre réel d'infractions			Persons missing Personnes disparues		Persons drowned Personnes noyées	Motor vehicles Véhicules à moteur			
Federal Statutes Lois fédérales	Provincial Statutes Lois provinciales	Municipal By-laws Règlements municipaux	Reported Signalées	Located Retrouvées		Stolen Volés	Recovered Retrouvés		
Groupe 6 (131 cités, villes, districts, cantons, etc., de 10,000 à 25,000 habitants) - suite:									
15	177	81	105	105	1	86	85	Kapuskasing, Ont.	1
16	268	11	82	80	-	46	46	Kelowna, C.-B. (G.R.C.)	2
-	-	62	38	38	-	56	56	Kénogami, P.Q.	3
1	1,320	2	4	3	1	45	45	Kemora, Ont.	4
-	92	4	36	36	1	20	20	King, (twp.) Ont.	5
6	108	33	-	-	1	13	13	Kitimat, (D) C.-B. (G.R.C.)	6
-	-	59	77	77	-	34	33	Lachute, P.Q.	7
21	4	142	84	82	-	21	16	Lafèche, P.Q.	8
9	100	216	5	5	1	5	5	Langley, (twp.) C.-B. (G.R.C.)	9
-	-	447	-	1	-	8	8	La-Tuque, P.Q.	10
-	1	55	-	-	-	3	3	Lauson, P.Q.	11
-	-	70	6	6	-	19	19	Lévis, P.Q.	12
10	543	202	19	19	1	38	38	Lindsay, Ont.	13
-	-	-	12	12	2	4	4	Loretteville, P.Q.	14
-	-	10	14	13	1	18	10	Magog, P.Q.	15
1	228	46	39	39	2	34	32	Markham, (twp.) Ont.	16
-	2	15	10	10	1	17	17	Matane, P.Q.	17
13	123	35	71	71	1	10	10	Matsqui, (D.M.) C.-B.	18
-	190	31	49	49	-	29	29	Midland, Ont.	19
-	2	46	-	-	-	-	-	Montmagny, P.Q.	20
1	-	158	44	44	-	55	33	Mount-Royal, P.Q.	21
32	524	67	4	4	1	66	65	Nanaimo, C.-B. (G.R.C.)	22
13	170	16	63	61	-	21	20	Nelson, C.-B.	23
-	436	-	10	10	-	10	10	New-Glasgow, N.-E.	24
-	66	-	50	50	-	22	22	Newmarket, Ont.	25
-	239	29	10	10	1	12	12	New Waterford, N.-E.	26
-	37	570	128	126	-	12	11	Noranda, P.Q.	27
5	371	153	-	-	-	12	11	North Battleford, Sask.	28
18	383	66	1	1	-	83	79	North Bay, Ont.	29
-	77	87	241	239	-	24	24	North Kildonan, Man.	30
-	1	58	4	3	-	9	5	Notre-Dame-de-Lorette, P.Q.	31
20	64	249	75	75	-	13	13	Oak Bay, (D.M.) C.-B.	32
16	508	29	133	132	2	45	44	Orillia, Ont.	33
8	194	24	47	47	-	5	5	Oromocto, N.-B. (G.R.C.)	34
1	237	7	25	25	-	32	32	Owen Sound, Ont.	35
3	404	460	90	90	1	29	29	Pembroke, Ont.	36
2	323	70	24	24	3	17	16	Penticton, C.-B. (G.R.C.)	37
1	-	107	-	-	-	26	25	Pointe-Gatineau, P.Q.	38
11	287	10	2	2	2	36	36	Port Alberni, C.-B. (G.R.C.)	39
-	119	218	53	52	1	17	16	Port Colborne, Ont.	40
2	253	136	97	97	-	81	81	Portage-la-Prairie, Man. (G.R.C.)	41
31	94	33	102	88	-	13	13	Port Coquitlam, C.-B. (G.R.C.)	42
25	171	82	33	33	-	33	32	Powell River, (D.M.) C.-B. (G.R.C.)	43
-	19	14	86	86	-	27	27	Preston, Ont.	44
48	986	79	-	-	2	28	28	Prince Rupert, O.-B. (G.R.C.)	45
-	1	39	11	11	1	12	16	Repentigny, P.Q.	46
-	130	1	40	40	-	48	48	Richmond Hill, Ont.	47
1	1	5	1	1	-	13	12	Rivière-du-Loup, P.Q.	48
1	-	59	2	2	-	115	110	Rouyn, P.Q.	49
1	1	90	2	2	-	3	2	St-Bruno-de-Montarville, P.Q.	50
-	1	1	49	49	-	39	38	Ville-de-St-Hubert, P.Q.	51
-	-	97	8	8	-	25	25	St-Lambert, P.Q.	52
-	4	361	38	37	-	18	17	Ste-Thérèse, P.Q.	53
13	227	102	231	229	-	77	75	St-Thomas, Ont.	54
15	43	74	70	68	-	13	13	Saltfleet, (twp.) Ont.	55
-	-	1,264	47	47	3	20	20	Sept-Îles, P.Q.	56
-	-	27	8	8	-	6	6	Shawinigan-Sud, P.Q.	57
-	-	34	13	12	-	23	20	Sillery, P.Q.	58
-	540	9	78	78	-	34	33	Simcoe, Ont.	59
-	-	110	4	4	1	39	38	Sorel, P.Q.	60
4	235	40	93	93	3	50	50	Stratford, Ont.	61
-	27	777	5	5	-	7	7	Summerside, I.P.-É.	62
6	154	7	-	-	2	7	7	Swift Current, Sask.	63
-	302	105	5	4	-	25	25	Teck, (twp.) Ont.	64
-	3	92	-	-	-	-	-	Theftord, Mines, P.Q.	65
19	801	31	8	7	2	25	25	Thompson, Man. (G.R.C.)	66
2	121	-	2	2	1	14	13	Thorold, Ont.	67

TABLE 1. Crime and Miscellaneous Data by Type of Force, Group Size and Police Jurisdiction, 1967 - Continued

No.	Force	Criminal Code Code criminel								
		Reported or known to police - Infractions communiquées à la police ou connues d'elle	Un-founded - Affaires non fondées	Actual number - Nombre réel d'infractions	Offences cleared - Infractions classées		Persons charged - Personnes inculpées			
					By charge - Par mise en accusation	Other-wise - Sans mise en accusation	Adults - Adultes		Juveniles - Jeunes gens	
							Male - Hommes	Female - Femmes	Boys - Garçons	Girls - Filles
Group 6 (131 cities, towns, districts, townships, etc., population 10,000 to 25,000) - Concluded:										
1	Tisdale-Whitney, (twps.) Ont.	229	8	221	111	11	92	7	24	3
2	Tracy, Que.	182	1	181	19	34	16	-	7	-
3	Trail, B.C. (RCMP)	131	1	130	81	-	60	2	22	2
4	Transcona, Man.	591	45	546	211	15	103	16	118	20
5	Trenton, Ont.	658	37	621	248	122	163	8	26	2
6	Truro, N.S.	389	13	376	172	32	142	-	23	-
7	Val-d'Or, Que.	1,032	28	1,004	248	74	106	17	214	8
8	Vaughan, (twp.) Ont.	830	41	789	148	47	169	8	22	3
9	Vernon, B.C. (RCMP)	1,009	117	892	176	119	127	11	39	-
10	Victoriaville, Que.	374	18	356	134	17	74	12	27	9
11	Wallaceburg, Ont.	302	13	289	218	14	212	4	8	-
12	West Kildonan, Man.	555	2	553	203	1	83	14	99	24
13	Whitby, Ont.	817	7	809	124	65	114	1	18	-
14	Widdifield, (twp.) Ont.	635	62	573	40	95	19	-	34	-
15	Woodstock, Ont.	655	38	617	156	160	131	9	20	3
16	Yorkton, Sask. (RCMP)	670	60	610	114	160	79	15	12	-
Group 7 (151 cities, towns, villages, districts, townships, etc., population 5,000 to 10,000):										
17	Ajax, Ont.	346	30	316	92	57	52	9	9	1
18	Amos, Que.	329	9	320	229	4	135	17	79	3
19	Amqui, Que.	33	-	33	30	2	10	1	19	3
20	Amprior, Ont.	104	-	104	64	2	47	3	25	-
21	Atkokan, (twp.) Ont.	142	2	140	62	1	41	2	12	-
22	Aylmer, Que.	207	2	205	23	2	21	-	9	2
23	Bagotville, Que.	23	3	20	14	1	10	-	5	-
24	Bele-St-Paul, Que.	4	-	4	3	1	3	-	-	-
25	Beauharnois, Que.	30	-	30	9	-	7	-	2	-
26	Belle River, Ont. (OPP)	309	50	259	35	65	28	1	3	-
27	Beloell, Que.	123	2	121	6	33	6	-	2	-
28	Bertie, (twp.) Ont.	324	2	322	96	70	58	6	38	-
29	Black Lake, Que.	12	-	12	12	-	12	-	-	-
30	Bois-des-Pillons, Que.	38	-	38	19	-	2	-	17	-
31	Bowmanville, Ont.	306	24	282	48	29	46	3	8	-
32	Brantford, (twp.) Ont. (OPP)	313	51	262	26	86	36	-	2	-
33	Buckingham, Que.	119	-	119	68	-	37	5	26	-
34	Calvert, (twp.) Ont.	72	10	62	33	17	25	1	5	-
35	Campbell River, B.C.	698	86	612	132	107	103	5	14	6
36	Camrose, Alta.	379	58	321	112	46	82	10	7	2
37	Chambly, Que.	283	1	282	17	35	3	-	26	-
38	Charleswood, (Rur. Mun.) Man. (RCMP)	321	65	256	33	24	17	-	12	-
39	Chatam, N.B. (RCMP)	338	79	259	74	100	67	9	12	-
40	Chemainus, (Dist. Mun.) B.C. (RCMP)	284	40	244	59	57	33	3	25	2
41	Chilliwack, B.C. (RCMP) (city)	860	110	750	253	106	153	13	60	5
42	Coaticook, Que.	-	-	-	-	-	-	-	-	-
43	Collingwood, Ont.	199	-	199	90	-	79	6	5	-
44	Courville, Que.	97	4	93	15	12	13	-	3	-
45	Cranbrook, B.C. (RCMP)	774	170	604	90	155	77	9	5	1
46	Dalhousie, N.B. (RCMP)	209	27	182	24	95	27	3	1	-
47	Dauphin, Man. (RCMP)	468	43	425	109	78	49	6	26	3
48	Deep River, Ont.	100	14	86	11	24	6	1	3	-
49	Deux-Montagnes, Que.	69	2	67	16	1	16	-	2	-
50	Dolbeau, Qué.	10	4	6	6	-	-	-	6	-
51	Donnacona, Que.	20	3	17	11	2	14	-	-	-
52	Dorion, Que.	25	-	25	7	22	4	1	2	-
53	Drumbeller, Alta. (RCMP)	504	74	430	140	110	112	5	5	-
54	Drummondville South, Que.	108	1	107	53	-	10	6	53	1
55	Dryden, Ont.	429	47	382	51	50	54	2	13	1
56	Dubergat, Que.	80	-	80	23	19	21	3	1	-
57	Dunnville, Ont.	185	4	181	51	44	40	5	-	-
58	East Angus, Que.	39	-	39	15	8	3	-	13	-
59	Edson, Alta.	245	3	242	81	46	75	4	3	1
60	Elliot Lake, (twp.) Ont.	461	20	441	178	36	109	13	42	2
61	Espanola, Ont.	294	11	283	42	78	45	3	4	-
62	Estevan, Sask.	160	2	158	54	3	45	3	-	-
63	Farnham, Que.	55	-	55	12	-	7	-	7	-
64	Fort Erie, Ont.	514	44	470	55	88	64	1	-	-
65	Fort Frances, Ont.	610	18	592	140	77	81	11	38	3
66	Fort McMurray, Alta. (RCMP)	685	106	579	214	90	189	24	12	1
67	Gananoque, Ont.	188	33	155	40	10	52	1	10	-
68	Georgina, (twp.) Ont.	378	40	338	58	85	51	1	13	-
69	Goderich, Ont.	280	21	259	68	83	34	-	35	-
70	Ormsby, Ont.	351	42	309	37	85	44	1	7	-

TABEAU 1. Renseignements concernant les infractions et les diverses autres données selon le genre de sûreté, la taille de groupe et le ressort des sûretés, 1967 - suite

Other offences Autres infractions			Miscellaneous Divers					Service	N°
Actual offences Nombre réel d'infractions			Persons missing Personnes disparues		Persons drowned Personnes noyées	Motor vehicles Véhicules à moteur			
Federal Statutes Lois fédérales	Provincial Statutes Lois provinciales	Municipal By-laws Règlements municipaux	Reported Signalées	Located Retrouvées		Stolen Volées	Recovered Retrouvés		
Groupe 6 (131 cités, villes, districts, cantons etc., de 10,000 à 25,000 habitants) - fin:									
2	168	71	27	27	-	14	14	Tisdale-Whitney, (twps.) Ont.	1
-	-	-	-	-	2	15	15	Tracy, P.Q.	2
15	181	109	1	-	-	6	6	Trail, C.-B. (G.R.C.)	3
-	204	77	60	60	-	20	20	Transcona, Man.	4
-	214	37	24	24	4	52	52	Trenton, Ont.	5
4	725	7	32	32	-	12	13	Truro, N.-É.	6
-	3	250	1	1	-	84	83	Val-d'Or, P.Q.	7
1	64	61	55	55	-	50	48	Vaughan, (twp.) Ont.	8
25	306	81	116	116	-	19	19	Vernon, C.-B. (G.R.C.)	9
-	-	114	91	91	-	19	18	Victoriaville, P.Q.	10
-	57	26	20	20	-	9	9	Wallaceburg, Ont.	11
-	31	39	20	20	-	56	58	West Kildonan, Man.	12
3	148	60	16	16	2	48	46	Whitby, Ont.	13
4	63	42	115	115	-	15	14	Widdifield, (twp.) Ont.	14
19	221	56	50	50	1	46	47	Woodstock, Ont.	15
2	142	147	68	68	-	7	7	Yorkton, Sask. (G.R.C.)	16
Groupe 7 (151 cités, villes, villages, districts, cantons, etc., de 5,000 à 10,000 habitants):									
5	166	52	30	29	-	16	15	Ajax, Ont.	17
-	-	11	9	9	-	26	26	Amos, P.Q.	18
-	-	7	-	-	-	2	1	Amqui, P.Q.	19
21	120	9	-	-	-	4	4	Arnprior, Ont.	20
-	95	21	6	6	-	17	17	Atikokan, (twp.) Ont.	21
-	-	53	16	16	-	35	35	Aylmer, P.Q.	22
-	-	6	-	-	-	2	2	Bagotville, P.Q.	23
-	-	-	-	-	-	-	-	Bale-St-Paul, P.Q.	24
2	40	6	13	13	-	3	3	Beauharnois, P.Q.	25
1	-	44	17	17	2	4	5	Belle River, Ont. (P.P.O.)	26
-	83	33	48	48	-	16	16	Beloil, P.Q.	27
-	-	10	10	10	1	19	19	Bertie, (twp.) Ont.	28
-	-	5	-	-	-	-	-	Black Lake, P.Q.	29
1	70	64	3	3	-	4	3	Bois-des-Filion, P.Q.	30
1	82	47	14	14	2	22	22	Bowmanville, Ont.	31
-	-	9	8	8	-	7	6	Brantford, (twp.) Ont. (P.P.O.)	32
5	46	-	78	78	1	11	11	Buckingham, P.Q.	33
25	189	9	-	-	-	-	-	Calvert, (twp.) Ont.	34
7	306	59	6	6	-	16	15	Campbell River, C.-B. (G.R.C.)	35
-	-	9	23	23	-	23	23	Canrose, Alb.	36
2	98	29	3	3	-	7	7	Chambly, P.Q.	37
12	227	3	2	2	3	5	5	Charleswood, (M.R.), Man. (G.R.C.)	38
2	84	5	2	2	-	2	2	Chatham, N.-B. (G.R.C.)	39
4	317	8	17	17	-	8	8	Cheminus, (D.M.) C.-B. (G.R.C.)	40
-	-	-	7	7	-	22	19	Chilliwack, C.-B. (G.R.C.) (cité)	41
-	211	24	5	5	-	12	12	Coaticook, P.Q.	42
7	180	11	37	37	-	32	32	Collingwood, Ont.	43
17	97	5	11	11	-	3	3	Courville, P.Q.	44
2	159	8	38	38	-	9	9	Cranbrook, C.-B. (G.R.C.)	45
-	19	41	8	8	-	23	23	Dalhousie, N.-B. (G.R.C.)	46
-	-	6	3	3	-	10	10	Dauphin, Man. (G.R.C.)	47
-	-	23	5	5	-	-	-	Deep River, Ont.	48
-	-	10	23	23	-	2	1	Deux-Montagnes, P.Q.	49
-	-	11	-	-	-	8	8	Dolbeau, P.Q.	50
-	3	78	8	8	-	4	4	Donnacona, P.Q.	51
-	-	2	5	5	-	14	13	Dorion, P.Q.	52
1	204	4	-	-	-	7	6	Drumheller, Alb. (G.R.C.)	53
-	-	15	7	7	-	10	10	Drummondville-Sud, P.Q.	54
15	149	67	69	69	-	6	6	Dryden, Ont.	55
-	-	24	1	1	1	3	5	Duburger, P.Q.	56
-	63	32	3	3	2	12	12	Dunnville, Ont.	57
-	-	7	-	-	-	5	5	East Angus, P.Q.	58
4	162	8	22	22	-	11	11	Edson, Alb.	59
4	102	17	15	15	-	15	15	Elliot Lake, (twp.) Ont.	60
-	64	34	19	19	-	9	9	Espanola, Ont.	61
-	185	222	1	1	-	7	7	Estevan, Sask.	62
-	-	-	2	2	-	11	11	Farnham, P.Q.	63
1	60	65	52	52	-	23	23	Fort-Erié, Ont.	64
1	300	33	58	58	-	28	28	Fort Frances, Ont.	65
7	561	2	17	17	2	27	27	Fort McMurray, Alb. (G.R.C.)	66
-	93	5	22	22	-	13	13	Gananoque, Ont.	67
15	143	145	20	20	-	10	10	Georgina, (twp.) Ont.	68
2	68	144	67	67	-	16	16	Goderich, Ont.	69
-	51	47	12	12	-	12	12	Grimstby, Ont.	70

TABLE I. Crime and Miscellaneous Data by Type of Force, Group Size and Police Jurisdiction, 1967 - Continued

No.	Force	Criminal Code Code criminel								
		Reported or known to police — Infractions communi- quées à la poli- ce ou connues d'elle	Un- founded — Affaires non fondées	Actual number — Nombre réel d'infractions	Offences cleared — Infractions classées		Persons charged — Personnes inculpées			
					By charge — Par mise en accu- sation	Other- wise — Sans mise en accu- sation	Adults — Adultes		Juveniles — Jeunes gens	
							Male — Hommes	Female — Femmes	Boys — Garçons	Girls — Filles
Group 7 (151 cities, towns, villages, districts, townships, etc., population 5,000 to 10,000) - Continued:										
1	Hampstead, Que.	82	2	80	6	8	5	—	1	—
2	Hawkesbury, Ont.	250	20	230	114	29	90	3	19	2
3	Hespeler, Ont.	134	8	126	71	6	44	1	6	2
4	Iberville, Que.	83	—	83	23	2	21	—	7	—
5	Ingersoll, Ont.	139	21	118	25	26	21	1	6	2
6	Innisfil, (twp.) Ont.	139	—	139	30	5	29	2	—	—
7	Kimberley, B.C. (RCMP)	238	18	220	81	52	32	5	40	1
8	Labrador City, Nfld. (RCMP)	178	25	153	32	23	27	—	2	—
9	Lac-Mégantic, Que.	91	58	33	15	15	13	—	2	—
10	La-Prairie, Que.	177	1	176	42	23	32	1	20	—
11	Leamington, Ont.	322	46	276	109	56	66	4	12	—
12	Lemoyne, Que.	326	6	320	30	38	18	—	13	—
13	Lloydminster, Sask. (RCMP)	534	65	469	142	193	135	8	6	—
14	Lucerne, Que.	227	47	180	56	42	44	—	13	—
15	Malartic, Que.	41	—	41	30	1	22	4	4	—
16	Maniwaki, Que.	63	—	59	49	1	41	2	6	3
17	Marieville, Que.	58	—	60	51	10	29	2	19	6
18	Markham, Ont.	102	—	102	20	21	22	—	1	—
19	Melville, Sask. (RCMP)	268	57	211	42	50	43	2	—	—
20	Milton, Ont.	353	21	332	61	97	83	1	13	—
21	Mission, (Dist. Mun.) B.C.	119	—	119	25	11	19	1	7	—
22	Mont-Joli, Que.	70	—	70	71	—	41	2	28	—
23	Mont-Laurier, Que.	41	1	40	32	2	3	3	13	—
24	Montmorency, Que.	—	—	—	—	—	—	—	—	—
25	Montreal East, Que.	286	—	286	32	10	32	—	23	—
26	Montreal West, Que.	49	3	46	15	2	9	—	7	1
27	Neelon and Garson, (twps.) Ont.	188	9	179	38	43	39	1	6	—
28	Newcastle, N.B.	169	11	158	104	—	86	10	8	—
29	New Liskeard, Ont.	142	—	142	139	3	115	4	19	—
30	Nicolet, Que.	32	—	8	1	3	1	—	—	—
31	North Cowichan, (Dist.) B.C. (RCMP)	364	42	322	32	100	24	—	11	—
32	North Grimsby, (twp.) Ont.	345	19	326	29	200	28	—	7	—
33	North Gwillimbury, (twp.) Ont.	475	39	436	86	52	85	—	16	—
34	North Sydney, N.S.	210	—	210	90	—	85	2	13	1
35	Orangeville, Ont.	232	6	226	99	13	78	—	13	—
36	Orsainville, Que.	130	—	130	14	113	16	1	7	—
37	Paris, Ont.	62	4	58	18	3	14	2	1	—
38	Parry Sound, Ont.	86	—	86	75	11	62	2	8	—
39	Peiham, (twp.) Ont.	62	10	52	8	12	3	14	2	—
40	Penetanguishene, Ont.	215	—	215	85	2	75	5	8	—
41	Perth, Ont.	97	4	93	45	3	46	1	3	—
42	Picton, Ont.	143	—	143	74	13	60	2	9	1
43	Pincourt, Que.	69	2	67	3	6	3	—	—	—
44	Plessisville, Que.	56	1	55	43	11	30	—	12	1
45	Port-Alfred, Que.	48	—	48	30	5	4	—	29	—
46	Port Credit, Ont.	302	—	302	50	4	46	2	7	—
47	Port Hope, Ont.	276	42	234	36	18	36	3	6	—
48	Port Moody, B.C.	452	96	356	92	44	60	1	22	—
49	Prescott, Ont.	195	15	180	51	42	60	5	5	1
50	Renfrew, Ont.	447	57	390	93	43	77	4	16	—
51	Revelstoke, B.C. (RCMP)	691	58	633	109	56	103	3	10	2
52	Roberval, Que.	9	—	7	5	1	—	—	6	—
53	Rosemere, Que.	121	1	120	37	4	27	2	21	5
54	Roxboro, Que.	87	14	73	17	9	15	—	26	—
55	Ste-Adèle, Que.	143	—	143	2	—	3	—	—	—
56	Ste-Agathe-des-Monts, Que.	117	2	115	18	6	13	2	5	—
57	St. Albert, Alta. (RCMP)	178	6	172	77	16	41	1	7	1
58	St. Clements, Man.	19	6	13	9	—	—	—	9	—
59	St-Eustache, Que.	193	1	192	48	—	44	—	9	—
60	St-Félicien, Que.	56	2	54	13	7	9	1	4	—
61	St. George East, Que.	17	—	17	16	2	5	—	16	—
62	St. George West, Que.	17	—	17	2	4	1	—	—	1
63	St-Pierre, Que.	97	—	97	7	1	5	1	3	—

TABLEAU 1. Renseignements concernant les infractions et les diverses autres données selon le genre de sûreté, la taille de groupe et le ressort des sûretés, 1967 - suite

Other offences Autres infractions			Miscellaneous Divers					Service	N°
Actual offences Nombre réel d'infractions			Persons missing Personnes disparues		Persons drowned Personnes noyées	Motor vehicles Véhicules à moteur			
Federal Statutes Lois fédérales	Provincial Statutes Lois provinciales	Municipal By-laws Règlements municipaux	Reported Signalées	Located Retrouvées		Stolen Volés	Recovered Retrouvés		
Groupe 7 (151 cités, villes, villages, districts, cantons, etc., de 5,000 à 10,000 habitants) - suite:									
-	-	81	14	13	-	8	8	Hampstead, P.Q.	1
-	47	97	7	7	-	7	5	Hawkesbury, Ont.	2
-	80	2	28	28	-	6	6	Hespeler, Ont.	3
-	-	57	4	4	-	9	9	Iberville, P.Q.	4
14	77	1	12	12	-	4	4	Ingersoll, Ont.	5
-	86	-	35	35	-	12	11	Innisfil, (twp.) Ont.	6
5	82	10	-	-	-	3	3	Kimberley, C.-B. (G.R.C.) ..	7
1	43	33	1	1	-	13	13	Labrador City, T.-N. (G.R.C.) ..	8
-	-	51	-	-	-	5	5	Lac-Mégantic, P.Q.	9
-	-	3	7	6	-	19	17	La-Prairie, P.Q.	10
1	134	3	72	72	-	23	22	Leamington, Ont.	11
1	-	24	4	3	-	19	14	Lemoyne, P.Q.	12
-	481	-	1	1	-	19	19	Lloydminster, Sask. (G.R.C.) ..	13
-	-	-	51	50	-	24	24	Lucerne, P.Q.	14
-	-	39	-	-	-	5	5	Malartic, P.Q.	15
-	-	1	-	-	-	-	-	Maniwaki, P.Q.	16
-	2	8	-	-	-	3	1	Marieville, P.Q.	17
-	34	-	-	-	-	-	-	Markham, Ont.	18
3	125	9	8	8	-	5	5	Melville, Sask. (G.R.C.) ..	19
2	103	14	25	24	-	20	19	Milton, Ont.	20
-	22	11	-	-	-	-	-	Mission, (D.M.) C.-B.	21
3	-	7	-	-	-	3	3	Mont-Joli, P.Q.	22
-	-	1	-	-	1	-	-	Mont-Laurier, P.Q.	23
-	-	-	8	8	-	2	2	Montmorency, P.Q.	24
-	-	92	11	11	-	44	40	Montréal-Est, P.Q.	25
-	9	96	6	6	-	3	3	Montréal-Ouest, P.Q.	26
-	48	39	19	19	1	16	16	Neelon-et-Garson, (twps.) Ont.	27
-	20	7	-	-	-	-	-	Newcastle, N.-B.	28
-	103	3	5	5	-	12	11	New Liskeard, Ont.	29
-	-	-	-	-	-	-	-	Nicolet, P.Q.	30
7	144	28	5	5	-	8	8	North Cowichan, (Dist.) C.-B. (G.R.C.) ..	31
-	-	19	26	26	-	5	5	North Grafton, (twp.) Ont.	32
1	125	1	21	19	-	17	17	North Gwillimbury, (twp.) Ont.	33
-	193	49	3	3	-	15	15	North Sydney, N.-É.	34
-	234	57	19	19	-	14	10	Orangeville, Ont.	35
-	-	174	-	-	-	-	-	Orsainville, P.Q.	36
-	78	-	4	3	1	3	3	Paris, Ont.	37
-	187	4	12	12	-	6	6	Parry Sound, Ont.	38
2	6	-	4	4	1	-	-	Pelham, (twp.) Ont.	39
-	82	1	19	19	-	51	50	Penetanguishene, Ont.	40
-	195	8	2	2	-	5	5	Perth, Ont.	41
-	190	56	4	4	1	5	5	Picton, Ont.	42
-	-	12	-	-	-	-	-	Pincourt, P.Q.	43
-	-	-	-	-	-	1	1	Plessisville, P.Q.	44
6	19	40	-	-	-	2	2	Port-Alfred, P.Q.	45
1	28	5	13	11	-	11	1	Port Credit, Ont.	46
2	64	-	57	57	-	20	20	Port Hope, Ont.	47
-	34	21	37	44	-	20	19	Port Moody, C.-B.	48
2	95	9	35	35	-	8	3	Prescott, Ont.	49
-	143	131	7	7	2	23	23	Renfrew, Ont.	50
163	320	-	5	3	-	1	1	Revelstoke, C.-B. (G.R.C.) ..	51
-	1	3	-	-	-	3	2	Roberval, P.Q.	52
16	-	22	18	18	-	6	5	Rosémère, P.Q.	53
-	-	53	28	27	-	8	8	Roxboro, P.Q.	54
-	-	10	-	-	-	6	6	Ste-Adèle, P.Q.	55
-	-	46	-	-	-	8	7	Ste-Agathe-des-Monts, P.Q.	56
8	156	11	14	14	-	4	4	St-Albert, Alb. (G.R.C.) ..	57
-	-	-	-	-	-	-	-	St. Clements, Man.	58
-	-	153	8	8	-	14	12	St-Eustache, P.Q.	59
-	-	18	-	-	1	3	3	St-Félicien, P.Q.	60
-	-	210	-	-	-	3	3	St-Georges-Est, P.Q.	61
-	-	3	2	2	-	2	1	St-Georges-Ouest, P.Q.	62
1	-	-	8	8	-	4	3	St-Pierre, P.Q.	63

TABLE 1. Crime and Miscellaneous Data by Type of Force, Group Size and Police Jurisdiction, 1967 - Continued

No.	Force	Criminal Code Code criminel								
		Reported or known to police — Infractions communiquées à la police ou connues d'elle	Un-founded — Affaires non fondées	Actual number — Nombre réel d'infractions	Offences cleared — Infractions classées		Persons charged — Personnes inculpées			
					By charge — Par mise en accusation	Other-wise — Sans mise en accusation	Adults — Adultes		Juveniles — Jeunes gens	
							Male — Hommes	Female — Femmes	Boys — Garçons	Girls — Filles
Group 7 (151 cities, towns, villages, districts, townships, etc., population 5,000 to 10,000) - Concluded:										
1	St-Romuald-d'Etchemin, Que.	231	94	137	117	18	36	6	53	2
2	Ste-Thérèse-de-Blainville, Que.	155	—	155	11	2	11	—	—	—
3	Sandwich West, (twp.) Ont.	179	2	177	45	12	44	2	4	—
4	Sarnia, (twp.) Ont.	152	—	152	42	5	20	3	19	—
5	Selkirk, Man. (RCMP)	384	21	363	71	41	41	2	34	3
6	Senneterre, Que.	57	2	55	51	1	49	4	1	—
7	Sherwood Park, Alta. (RCMP)	54	2	52	2	4	1	1	—	—
8	Smiths Falls, Ont.	527	25	502	171	181	165	2	11	—
9	Springhill, N.S.	97	11	86	53	4	45	2	7	—
10	Steinbach, Man.	58	—	58	27	7	9	—	16	—
11	Stellarton, N.S.	3	—	3	3	—	3	—	—	—
12	Stoney Creek, Ont.	183	9	174	19	13	26	—	4	—
13	Strathroy, Ont.	160	2	158	42	7	39	3	6	—
14	Streetsville, Ont.	90	7	84	22	17	27	—	2	—
15	Sturgeon Falls, Ont.	312	—	312	47	1	54	2	7	—
16	Sumas, (Dist.) B.C. (RCMP)	211	69	142	43	27	36	1	1	—
17	Sydney Mines, N.S.	240	9	231	92	48	69	—	21	—
18	Terrace, B.C. (RCMP)	575	54	521	174	45	165	5	7	—
19	Terrebonne, Que.	143	2	141	73	3	71	—	7	—
20	The Pas, Man. (RCMP)	426	6	420	200	28	162	35	15	1
21	Tillsonburg, Ont.	219	5	213	50	4	43	7	2	—
22	Touraine, Que.	10	—	10	5	1	2	—	5	—
23	Trois-Pistoles, Que.	11	—	11	4	2	1	—	3	—
24	Trois-Rivières West, Que.	211	5	206	21	24	10	—	13	—
25	Ville-Vanier, Que.	234	4	230	29	33	28	1	6	—
26	Waterloo, Que.	219	24	195	29	35	33	1	3	—
27	Waterloo, (twp.) Ont.	341	46	295	80	29	65	3	14	1
28	West Ferris, (twp.) Ont.	424	32	392	50	71	61	4	11	1
29	Wetaskiwin, Alta. (RCMP)	295	9	286	114	3	115	5	10	1
30	Weyburn, Sask.	206	5	201	121	13	98	5	9	—
31	Whitchurch, (twp.) Ont.	271	6	264	103	21	105	1	16	—
32	White Rock, B.C. (RCMP)	891	127	764	96	269	57	12	33	—
33	Windsor, Que.	102	—	102	84	1	63	1	19	—
34	Yarmouth, N.S.	282	32	250	134	—	98	1	35	—
Group 8 (188 cities, towns, villages, districts, townships, etc., population 2,500 to 5,000):										
35	Acton, Ont. (OPP)	191	12	179	39	40	39	1	—	—
36	Acton Vale, Que.	28	1	27	15	6	11	—	3	2
37	Alberni, B.C. (RCMP)	159	4	155	49	14	37	3	13	—
38	Alexandria, Ont.	115	17	98	37	29	28	—	8	1
39	Alliston, Ont.	92	3	89	49	9	46	2	4	4
40	Almonte, Ont. (OPP)	141	5	136	34	36	24	—	15	—
41	Altona, Man.	21	—	21	12	—	5	1	6	—
42	Ambersburg, Ont.	146	14	132	34	40	31	3	1	—
43	Anderson, (twp.) Ont.	38	—	38	16	6	17	—	—	—
44	Antigonish, N.S.	63	—	63	37	13	38	—	1	—
45	Arthabaska, Que.	22	3	19	1	—	1	—	—	—
46	Assiniboia, Sask. (RCMP)	113	10	103	26	22	25	—	—	—
47	Aylmer, Ont.	82	—	82	40	—	31	3	7	—
48	Bale-d'Urfé, Que.	68	—	68	4	9	4	—	3	—
49	Bancroft, Ont. (OPP)	39	7	32	7	22	7	2	—	—
50	Barrhead, Alta.	138	3	135	63	17	43	—	1	3
51	Beamsville, Ont.	90	3	87	4	21	4	—	—	—
52	Beausejour, Man. (RCMP)	71	6	65	4	22	1	—	4	—
53	Biggar, Sask. (RCMP)	155	42	113	27	40	24	3	—	—
54	Bienheim, Ont. (OPP)	50	4	46	14	17	18	—	—	—
55	Blind River, Ont.	325	22	303	134	71	85	6	41	7
56	Bourlamaque, Que.	18	—	18	5	1	3	—	9	—
57	Bracebridge, Ont.	74	—	74	37	4	28	1	3	1
58	Bridgewater, N.S.	84	31	53	27	1	22	1	—	—
59	Brighton, Ont.	84	1	83	59	1	25	1	5	3
60	Bromptonville, Que.	21	9	12	4	—	4	—	—	—
61	Brooks, Alta. (RCMP)	197	18	179	34	35	31	1	—	2

TABLEAU 1. Renseignements concernant les infractions et les diverses autres données selon le genre de sûreté, la taille de groupe et le ressort des sûretés, 1967 - suite

Other offences Autres infractions			Miscellaneous Divers					Service	N°
Actual offences Nombre réel d'infractions			Persons missing Personnes disparues		Persons drowned Personnes noyées	Motor vehicles Véhicules à moteur			
Federal Statutes Lois fédérales	Provincial Statutes Lois provinciales	Municipal By-laws Règlements municipaux	Reported Signalées	Located Retrouvées		Stolen Volés	Recovered Retrouvés		
Groupe 7 (151 cités, villes, villages, districts, cantons, etc., de 5,000 à 10,000 habitants) - fin:									
-	-	2	-	-	-	18	18	St-Romuald-d'Etchemin, P.Q.	1
-	-	5	10	10	-	10	3	Ste-Thérèse-de-Blainville P.Q.	2
5	34	2	13	13	1	9	9	Sandwich West, (twp.) Ont.	3
-	22	3	-	-	-	7	6	Sarnia, (twp.) Ont.	4
10	239	12	94	91	-	30	30	Seikirk, Man. (G.R.C.)	5
-	-	125	-	-	-	-	-	Senneterre, P.Q.	6
-	60	-	13	13	-	3	3	Sherwood Park, Alb. (G.R.C.)	7
-	344	219	51	51	-	16	16	Smiths Falls, Ont.	8
-	125	39	6	6	-	4	4	Springhill, N.É.	9
-	64	1	7	7	-	-	-	Steinbach, Man.	10
-	-	10	11	11	-	23	22	Stellarton, N.-É.	11
7	23	10	6	6	-	10	10	Stoney Creek, Ont.	12
-	38	1	1	1	-	3	3	Strathroy, Ont.	13
-	29	2	2	2	-	1	1	Streetsville, Ont.	14
3	45	25	37	37	-	27	27	Sturgeon Falls, Ont.	15
-	-	10	3	3	-	7	7	Sumas, (Dist.) C.-B. (G.R.C.)	16
1	81	10	9	9	-	3	3	Sydney Mines, N.-É.	17
-	33	-	9	9	-	3	3	Terrace, C.-B. (G.R.C.)	18
4	242	24	99	96	-	38	30	Terrebonne, P.Q.	19
-	-	81	39	39	-	24	23	The Pas, Man. (G.R.C.)	20
4	849	-	28	28	2	13	13	Tillsonburg, Ont.	21
-	207	5	18	18	1	20	20	Touraine, P.Q.	22
-	-	4	21	21	1	4	4	Trois-Pistoles, P.Q.	23
-	-	-	-	-	-	-	-	Trois-Rivières-Ouest, P.Q.	24
-	-	2	8	8	-	7	7	Ville-Vanier, P.Q.	25
-	-	7	-	-	-	27	25	Waterloo, P.Q.	26
-	-	89	22	22	-	4	4	Waterloo, (twp.) Ont.	27
1	174	13	2	2	1	12	12	West Ferris, (twp.) Ont.	28
-	41	23	24	24	-	10	10	Wetaskiwin, Alb. (G.R.C.)	29
-	426	43	7	7	-	37	37	Weyburn, Sask.	30
-	168	21	3	3	-	2	2	Whitchurch, (twp.) Ont.	31
3	188	10	41	41	1	13	13	White Rock, C.-B. (G.R.C.)	32
5	109	53	1	1	-	23	22	Windsor, P.Q.	33
-	-	113	19	19	-	6	6	Yarmouth, N.-É.	34
-	375	5	57	56	-	10	10		
Groupe 8 (188 cités, villes, villages, districts, cantons, etc., de 2,500 à 5,000 habitants):									
5	59	2	4	4	-	7	7	Acton, Ont. (P.P.O.)	35
-	-	20	-	-	-	-	-	Acton Vale, P.Q.	36
1	49	2	-	-	-	-	-	Albani, C.-B. (G.R.C.)	37
-	26	8	9	9	-	7	6	Alexandria, Ont.	38
4	105	-	4	4	-	3	3	Alliston, Ont.	39
-	59	24	2	2	-	3	3	Almonte, Ont. (P.P.O.)	40
-	4	-	-	-	-	-	-	Altona, Man.	41
3	23	7	6	5	1	6	5	Amberstburg, Ont.	42
-	37	12	1	1	-	1	1	Anderdon, (twp.) Ont.	43
-	433	3	-	-	-	7	6	Antigonish, N.É.	44
-	-	8	-	-	-	5	1	Arthabaska, P.Q.	45
7	84	4	1	1	-	3	3	Assiniboia, Sask. (G.R.C.)	46
-	75	11	-	-	-	3	3	Aylmer, Ont.	47
-	-	5	-	-	-	-	3	Bale-d'Urfé, P.Q.	48
-	26	3	-	-	-	-	-	Bancroft, Ont. (P.P.O.)	49
-	80	9	13	13	-	2	2	Barhead, Alb.	50
-	4	-	18	18	-	7	7	Beamsville, Ont.	51
-	19	42	18	18	1	5	5	Beauséjour, Man. (G.R.C.)	52
5	85	-	1	1	-	6	5	Biggar, Sask. (G.R.C.)	53
12	14	-	1	1	-	1	1	Blenheim, Ont. (P.P.O.)	54
-	167	11	19	19	-	1	1	Blind River, Ont.	55
-	-	-	1	1	-	9	8	Bourlamaque, P.Q.	56
-	142	42	-	-	1	5	1	Bracebridge, Ont.	57
-	136	62	-	-	1	4	4	Bridgewater, N.É.	58
-	11	10	5	5	-	2	2	Brighton, Ont.	59
-	-	16	-	-	-	-	-	Bromptonville, P.Q.	60
1	118	7	-	-	-	3	3	Brooks, Alb. (G.R.C.)	61

TABLE 1. Crime and Miscellaneous Data by Type of Force, Group Size and Police Jurisdiction, 1967 - Continued

No.	Force	Criminal Code Code criminel								
		Reported or known to police Infractions communiquées à la police ou connues d'elle	Un-founded Affaires non fondées	Actual number Nombre réel d'infractions	Offences cleared Infractions classées		Persons charged Personnes inculpées			
					By charge Par mise en accusation	Other-wise Sans mise en accusation	Adults Adultes		Juveniles Jeunes gens	
							Male Hommes	Female Femmes	Boys Garçons	Girls Filles
	Group 8 (188 cities, towns, villages, districts, townships, etc., population 2,500 to 5,000) - Continued:									
1	Liverpool, N.S.	54	4	50	30	4	23	1	11	-
2	Lormine, Que.	5	-	5	-	-	-	-	-	-
3	Louiseville, Que.	31	-	31	13	6	6	4	5	-
4	Lunenburg, N.S.	41	-	41	30	6	28	-	2	-
5	Marathon, (Dist.) Ont.	70	1	69	21	7	21	1	-	-
6	Marysville, N.B.	39	1	38	16	18	13	1	4	-
7	Matagami, Que.	35	4	31	21	8	14	-	11	-
8	Mattawa, Ont.	15	2	13	13	-	8	-	5	-
9	Meadow Lake, Sask. (RCMP)	251	20	231	47	65	38	5	4	-
10	Meaford, Ont.	66	-	66	47	1	24	1	21	-
11	Melfort, Sask. (RCMP)	424	25	399	49	71	36	7	3	-
12	Mersea, (twp.) Ont.	55	-	55	8	6	9	-	-	-
13	Michipicoten, (twp.) Ont.	216	5	211	182	14	84	5	52	9
14	Mistassini, Que.	6	-	6	-	6	-	-	-	-
15	Morden, Man.	19	-	19	19	-	12	-	10	-
16	Mount Forest, Ont.	123	32	91	30	18	28	-	22	-
17	Mount Joy, (twp.) Ont.	6	-	6	5	-	5	-	-	-
18	Murdochville, Que.	8	-	8	4	3	-	-	5	-
19	Napanee, Ont.	185	2	183	75	43	67	4	4	-
20	Neefing, (twp.) Ont. (OPP)	127	16	111	12	28	12	1	3	-
21	Neepawa, Man.	11	-	11	6	1	7	-	-	-
22	Niagara, Ont.	183	11	172	30	10	18	-	-	-
23	Nipawin, Sask.	252	18	234	44	88	38	3	3	-
24	Nipigon, Ont. (OPP)	250	18	232	61	81	53	3	11	5
25	Olds, Alta. (RCMP)	157	15	142	37	17	36	-	-	-
26	Peace River Alta. (RCMP)	494	143	351	116	102	100	2	16	-
27	Petrolia, Ont.	237	32	205	44	80	39	3	1	-
28	Pictou, N.S. (RCMP)	283	35	248	56	80	56	1	1	-
29	Pincher Creek, Alta. (RCMP)	112	6	106	61	11	46	3	10	-
30	Point Edward, Ont.	191	15	176	43	27	36	3	8	-
31	Ponoka, Alta.	82	-	82	78	3	78	-	2	1
32	Port-Cartier, Que.	81	-	81	44	26	43	-	5	-
33	Port Dover, Ont.	74	-	74	27	12	25	1	1	-
34	Port Hawkesbury, N.S. (RCMP)	132	15	117	31	27	30	-	-	-
35	Port Perry, Ont.	13	-	13	3	-	4	-	-	-
36	Richmond, Que.	31	-	31	24	3	23	3	4	-
37	Ridgetown, Ont. (OPP)	120	20	100	16	30	15	1	5	-
38	Rigaud, Que.	8	-	8	6	1	2	-	3	-
39	Rivière-du-Moulin, Que.	7	-	7	1	-	1	-	-	-
40	Rockland, Ont.	74	1	73	37	10	39	4	10	-
41	Rocky Mountain House, Alta.	251	87	163	87	22	84	5	2	-
42	Rosetown, Sask. (RCMP)	168	28	140	31	43	24	-	3	-
43	Rosland, B.C. (RCMP)	283	51	232	47	76	29	2	13	-
44	Sackville, N.B.	114	1	113	49	17	37	3	8	-
45	St-Anne-de-Bellevue, Que.	23	-	23	3	2	7	1	-	-
46	St-Catherine, Que.	52	1	51	11	40	18	2	2	-
47	St-Césaire, Que.	7	-	7	2	3	2	-	-	-
48	St-Joseph-De-Sorel, Que.	41	1	40	1	31	-	-	1	-
49	St-Jovite, Que.	3	-	3	-	-	1	-	3	-
50	St-Marie, Que.	128	5	123	53	27	34	1	11	-
51	St. Mary's, Ont.	77	9	68	21	18	18	1	3	-
52	St. Paul, Alta. (RCMP)	197	21	176	53	64	46	1	6	-
53	St-Raymond, Que.	16	-	16	6	7	7	-	-	1
54	St-Sauveur-des-Monts, Que.	90	1	89	1	-	-	-	1	-
55	St. Stephen, N.B.	42	4	38	37	1	37	-	-	-
56	St-Tite, Que.	28	-	28	8	15	6	-	1	1
57	Salmon Arm, (Dist.) B.C. (RCMP)	206	12	194	39	19	20	3	7	-
58	Schefferville, Que.	74	1	73	31	14	32	2	-	-
59	Shaunavon, Sask. (RCMP)	132	18	114	19	36	21	-	-	-
60	Shediac, N.B.	48	-	48	18	5	16	-	2	1
61	Shelburne, N.S.	74	-	74	56	-	46	-	9	-
62	Sioux Lookout, Ont.	132	3	129	76	21	62	10	4	-
63	Squamish, B.C. (RCMP)	177	13	164	59	26	43	2	13	2
64	Stettler, Alta. (RCMP)	226	25	201	36	36	38	2	3	-
65	Stouffville, Ont.	91	2	89	13	14	7	-	6	-
66	Summerland, B.C. (RCMP)	163	26	137	11	35	10	-	1	-
67	Sussex, N.B. (RCMP)	147	26	121	28	31	30	-	2	-
68	Swan River, Man. (RCMP)	251	21	230	69	74	39	18	18	14
69	Taber, Alta.	139	-	139	11	2	96	2	8	-
70	Tecumseh, Ont. (OPP)	193	24	169	48	33	53	3	8	-
71	Temiskaming, Que.	55	2	53	10	-	9	-	2	-
72	Templeton, Que.	23	3	20	1	19	-	-	1	-
73	Thurso, Que.	19	2	16	5	-	4	-	3	-
74	Tilbury, Ont.	199	33	166	23	65	18	1	4	-

TABLEAU 1. Renseignements concernant les infractions et les diverses autres données selon le genre de sûreté, la taille de groupe et le ressort des sûretés, 1967 - suite

Other offences Autres infractions			Miscellaneous Divers					Service	N°
Actual offences Nombre réel d'infractions			Persons missing Personnes disparues		Persons drowned Personnes noyées	Motor vehicles Véhicules à moteur			
Federal Statutes Lois fédérales	Provincial Statutes Lois provinciales	Municipal By-laws Règlements municipaux	Reported Signalées	Located Retrouvées		Stolen Volés	Recovered Retrouvés		
								Groups 8 (188 cités, villes, villages, districts, cantons, etc., de 2,500 à 5,000 habitants) - suite:	
-	81	7	-	-	-	2	2	Liverpool, N.-É.	1
-	-	-	-	-	-	-	-	Lorraine, P.Q.	2
-	-	1	-	-	-	4	3	Louiseville, P.Q.	3
2	125	55	-	-	-	-	-	Lunenburg, N.-É.	4
-	28	3	-	-	-	13	13	Marathon, (Dist.) Ont.	5
-	54	1	16	16	-	5	5	Marysville, N.-B.	6
-	-	-	-	-	-	2	2	Matagami, P.Q.	7
-	4	-	-	-	-	-	-	Mattawa, Ont.	8
1	443	24	-	-	-	4	4	Meadow-Lake, Sask. (G.R.C.)	9
-	81	1	5	5	-	3	3	Meaford, Ont.	10
2	99	7	-	-	-	5	4	Melfort, Sask. (G.R.C.)	11
-	16	-	8	8	-	1	1	Mersea, (twp.) Ont.	12
-	131	-	2	2	-	10	10	Michipicoten, (twp.) Ont.	13
-	-	22	-	-	-	-	-	Mistassini, P.Q.	14
-	48	-	-	-	-	1	1	Morden, Man.	15
-	65	12	5	5	-	8	8	Mount-Forest, Ont.	16
-	2	2	-	-	-	-	-	Mount Joy, (twp.) Ont.	17
-	-	3	-	-	-	-	-	Murdochville, P.Q.	18
-	185	43	16	16	-	13	13	Napanee, Ont.	19
-	44	38	10	10	-	6	6	Neebing, (twp.) Ont. (P.P.O.)	20
-	3	-	-	-	-	3	3	Neepawa, Man.	21
-	10	2	4	4	1	13	12	Niagara, Ont.	22
-	185	373	5	5	-	1	1	Nipawin, Sask.	23
2	167	28	26	25	1	4	4	Nipigon, Ont. (P.P.O.)	24
-	92	2	17	17	-	5	5	Olds, Alb. (G.R.C.)	25
2	342	1	-	-	-	13	13	Peace River, Alb. (G.R.C.)	26
-	126	19	21	21	-	5	5	Petrolia, Ont.	27
1	177	3	-	-	-	4	4	Pictou, N.-É. (G.R.C.)	28
3	356	-	1	-	-	6	6	Pincher Creek, Alb. (G.R.C.)	29
11	42	19	13	13	1	10	10	Point-Edward, Ont.	30
1	280	19	2	2	-	6	6	Ponoka, Alb.	31
-	-	114	6	6	-	-	-	Port-Cartier, P.Q.	32
-	94	36	1	1	2	5	5	Port-Dover, Ont.	33
-	180	6	7	7	-	-	-	Port-Hawkesbury, N.-É. (G.R.C.)	34
-	-	-	-	-	-	-	-	Port-Perry, Ont.	35
-	-	2	-	-	-	2	2	Richmond, P.Q.	36
1	25	10	11	11	-	2	2	Ridgetown, Ont. (P.P.O.)	37
-	-	23	-	-	-	-	-	Rigaud, P.Q.	38
-	16	4	4	4	-	5	5	Rivière-du-Moulin, P.Q.	39
-	16	4	1	1	-	-	-	Rockland, Ont.	40
81	240	33	3	3	-	10	10	Rocky Mountain-House, Alb.	41
2	70	5	4	4	-	3	2	Rosetown, Sask. (G.R.C.)	42
6	44	31	36	36	-	4	4	Roseland, C.-B. (G.R.C.)	43
-	164	45	-	-	-	4	3	Sackville, N.-B.	44
-	-	-	-	-	-	2	2	Ste-Anne-de-Bellevue, P.Q.	45
-	-	12	3	2	-	3	2	Ste-Catherine, P.Q.	46
-	-	2	-	-	-	1	-	St-Césaire, P.Q.	47
-	-	-	-	-	-	1	1	St-Joseph-De-Sorel, P.Q.	48
-	-	13	6	6	-	3	3	St-Jovite, P.Q.	49
-	-	11	11	10	-	3	3	Ste-Marie, P.Q.	50
-	75	-	5	5	-	4	4	St. Mary's, Ont.	51
18	245	1	15	15	-	12	12	St-Paul, Alb. (G.R.C.)	52
-	-	2	-	-	-	-	-	St-Raymond, P.Q.	53
-	-	-	-	-	-	1	1	St-Sauveur-des-Monts, P.Q.	54
7	73	12	-	-	2	-	-	St-Stephen, N.-B.	55
-	6	6	-	-	-	1	-	St-Tite, P.Q.	56
7	82	4	3	1	-	4	4	Salmon Arm, (Dist.) C.-B. (G.R.C.)	57
-	15	-	22	22	-	15	15	Schefferville, P.Q.	58
-	47	-	-	-	-	2	2	Shaunavon, Sask. (G.R.C.)	59
-	-	-	3	3	-	3	3	Shediac, N.-B.	60
3	219	1	10	10	1	-	-	Shelburne, N.-É.	61
-	446	-	27	27	-	5	5	Stoux-Lookout, Ont.	62
-	199	7	62	62	4	14	10	Squamish, C.-B. (G.R.C.)	63
1	100	-	19	19	-	-	-	Stettler, Alb. (G.R.C.)	64
-	77	5	2	2	-	6	6	Stouffville, Ont.	65
4	46	9	11	11	-	3	3	Summerland, C.-B. (G.R.C.)	66
-	137	-	-	-	-	3	3	Sussex, N.-B. (G.R.C.)	67
2	200	1	19	19	-	6	6	Swan River, Man. (G.R.C.)	68
-	420	2	-	-	-	8	8	Taber, Alb.	69
2	43	5	12	12	-	3	2	Tecumseh, Ont. (P.P.O.)	70
3	4	40	8	8	-	5	5	Témiskaming, P.Q.	71
-	-	12	-	-	2	5	5	Templeton, P.Q.	72
-	-	-	-	-	-	5	5	Thurso, P.Q.	73
2	12	36	14	14	-	11	11	Tilbury, Ont.	74

TABLE 1. Crime and Miscellaneous Data by Type of Force, Group Size and Police Jurisdiction, 1967 - Continued

No.	Force	Criminal Code Code criminel								
		Reported or known to police — Infractions communiquées à la police ou connues d'elle	Un-founded — Affaires non fondées	Actual number — Nombre réel d'infractions	Offences cleared — Infractions classées		Persons charged — Personnes inculpées			
					By charge — Par mise en accusation	Other-wise — Sans mise en accusation	Adults — Adultes		Juveniles — Jeunes gens	
							Male — Hommes	Female — Femmes	Boys — Garçons	Girls — Filles
	Group 8 (188 cities, towns, villages, districts, townships, etc., population 2,500 to 5,000) - Continued:									
1	Caledonia, Ont.	46	1	45	22	8	21	1	4	—
2	Campbellford, Ont.	78	—	78	70	5	63	6	2	1
3	Candiac, Que.	69	4	65	12	8	9	—	12	—
4	Canora, Sask. (RCMP)	93	3	90	1	3	1	—	—	—
5	Capreol, Ont.	43	—	43	20	8	24	—	—	—
6	Cardston, Alta.	119	8	111	70	13	39	2	29	5
7	Carleton Place, Ont.	70	2	68	30	2	44	—	1	—
8	Central Saanich, (Dist.) B.C.	103	11	92	36	3	18	1	23	—
9	Chandler, Que.	35	9	26	23	3	19	1	4	—
10	Chapais, Que.	8	—	8	8	—	6	—	2	—
11	Chapleau, (twp.) Ont.	10	—	10	2	—	3	—	—	—
12	Chelmsford, Ont.	48	—	47	—	27	8	—	—	—
13	Chippawa, Ont. (OPP)	225	41	184	16	52	11	1	6	—
14	Clareholm, Alta. (RCMP)	192	46	146	30	67	23	—	1	—
15	Clinton, Ont.	70	—	70	37	—	32	—	—	—
16	Coaldale, Alta.	53	4	51	24	3	14	—	4	1
17	Cochrane, Ont. (OPP)	223	10	213	82	29	76	10	12	1
18	Colchester South, (twp.) Ont.	196	2	194	33	54	37	3	—	—
19	Courtenay, B.C. (RCMP)	353	45	308	90	1	44	11	14	3
20	Danville, Que.	25	—	25	1	9	2	—	—	—
21	Delhi, Ont.	304	6	298	163	10	125	10	4	—
22	Delson, Que.	—	—	—	—	—	—	—	—	—
23	Dieppe, N.B.	21	—	21	16	2	16	—	—	—
24	Dominion, N.S.	30	4	27	9	2	10	—	8	—
25	Drayton Valley, Alta.	138	4	134	61	42	50	1	6	—
26	Duncan, B.C. (RCMP)	686	68	618	131	192	93	5	32	6
27	Elmira, Ont.	40	—	40	25	5	19	—	4	2
28	Essa, (twp.) Ont.	81	6	75	33	14	30	2	9	—
29	Essex, Ont.	254	24	230	68	85	55	2	6	—
30	Exeter, Ont.	46	1	45	14	2	14	—	—	—
31	Fergus, Ont.	39	—	37	34	7	19	—	12	2
32	Fernie, B.C. (RCMP)	109	8	101	26	25	20	—	7	—
33	Fonthill, Ont. (OPP)	159	15	144	19	62	15	1	5	—
34	Port MacLeod, Alta. (RCMP)	190	13	177	74	23	71	6	7	—
35	Port Saskatchewan, Alta.	100	1	99	53	4	40	—	19	—
36	Gagnon, Que.	12	—	12	12	—	12	—	—	—
37	Gaspé, Que.	26	1	25	13	—	2	—	12	—
38	Geraldton, Ont. (OPP)	293	31	262	73	109	67	7	30	1
39	Gimli, Man. (RCMP)	127	8	119	15	4	14	—	3	—
40	Gosfield South, (twp.) Ont. (OPP)	169	82	87	19	18	27	—	2	—
41	Grand Falls, N.B.	38	—	38	17	7	16	—	1	—
42	Gravenhurst, Ont.	168	11	157	118	31	121	4	—	—
43	Haileybury, Ont.	20	—	20	18	2	15	—	2	—
44	Hanna, Alta.	17	—	17	16	—	14	—	2	—
45	Hanover, Ont.	113	6	107	37	9	29	—	10	—
46	Hearst, Ont.	255	7	248	111	55	83	9	12	1
47	High River, Alta. (RCMP)	141	22	119	35	24	34	3	—	—
48	Hinton, Alta.	156	3	153	105	10	80	3	—	—
49	Humberstone, (twp.) Ont.	82	1	79	23	—	21	—	8	—
50	Humboldt, Sask. (RCMP)	182	33	149	27	39	16	—	—	—
51	Huntingdon, Que.	43	—	43	13	3	7	—	24	—
52	Huntsville, Ont.	96	1	95	29	11	30	4	1	—
53	Iles-Perrot, Que.	—	—	—	—	—	—	—	—	—
54	Innisfail, Alta. (RCMP)	51	—	51	45	—	32	1	13	3
55	Kamsack, Sask. (RCMP)	259	20	239	90	51	54	42	2	—
56	Kentville, N.S.	16	—	16	14	2	16	—	—	—
57	Kincardine, Ont.	66	5	61	8	23	8	—	—	—
58	Kindersley, Sask. (RCMP)	254	41	213	38	69	36	—	—	—
59	Kingsville, Ont.	94	1	93	23	17	17	1	—	—
60	Lacombe, Alta.	101	3	98	44	13	44	—	—	—
61	Langley, B.C. (RCMP)	479	59	420	99	74	66	13	15	—
62	La-Malbaie, Que.	28	—	28	15	5	12	—	9	—
63	La-Pocatière, Que.	9	1	9	6	3	3	—	3	—
64	La Providence, Que.	19	—	19	2	—	—	1	3	—
65	La-Sarre, Que.	43	—	43	26	—	21	—	7	—
66	L'Assomption, Que.	48	1	47	15	27	21	1	4	—
67	Leduc, Alta.	15	—	15	31	1	34	1	—	—
68	Lennoxville, Que.	80	3	77	2	7	4	—	—	—
69	Lery, Que.	11	—	11	3	7	2	—	1	—
70	Listowel, Ont.	220	7	213	76	7	38	3	2	—

TABLEAU 1. Renseignements concernant les infractions et les diverses autres données selon le genre de sûreté, la taille de groupe et le ressort des sûretés, 1967 - suite

Other offences Autres infractions			Miscellaneous Divers					Service	N°
Actual offences Nombre réel d'infractions			Persons missing Personnes disparues		Persons drowned Personnes noyées	Motor vehicles Véhicules à moteur			
Federal Statutes Lois fédérales	Provincial Statutes Lois provinciales	Municipal By-laws Règlements municipaux	Reported Signalées	Located Retrouvées		Stolen Volés	Recovered Retrouvés		
Groupe 8 (188 cités, villes, villages, districts, cantons, etc., de 2,500 à 5,000 habitants) - suite:									
--	50	--	--	--	1	5	5	Caledonia, Ont.	1
--	35	9	4	4	1	9	9	Campbellford, Ont.	2
--	--	2	1	1	--	3	3	Candiac, P.Q.	3
11	39	1	--	--	--	1	1	Canora, Sask. (G.R.C.)	4
--	22	--	5	5	--	2	2	Capreol, Ont.	5
3	193	30	1	1	--	10	10	Cardston, Alb.	6
--	40	--	1	1	--	4	4	Carleton Place, Ont.	7
--	20	6	--	--	--	1	1	Central Saanich, (Dist.) C.-B.	8
--	--	--	1	1	2	--	--	Chandler, P.Q.	9
--	--	82	1	1	--	--	--	Chapais, P.Q.	10
--	31	--	--	--	--	--	--	Chapleau, (twp.) Ont.	11
--	--	--	--	--	--	--	--	Chelmsford, Ont.	12
--	4	7	8	8	1	6	6	Chippawa, Ont. (P.P.O.)	13
4	64	3	3	3	--	3	3	Clareholm, Alb. (G.R.C.)	14
--	47	--	5	5	--	12	12	Clinton, Ont.	15
--	48	8	2	2	--	1	1	Coaldale, Alb.	16
--	307	2	15	15	--	4	4	Cochrane, Ont. (P.P.O.)	17
--	43	35	18	18	--	2	2	Colchester-Sud, (twp.) Ont.	18
5	129	16	46	46	--	1	1	Courtenay, C.-B. (G.R.C.)	19
--	--	--	3	3	--	3	3	Danville, P.Q.	20
--	278	18	10	10	--	15	15	Delhi, Ont.	21
--	--	--	3	3	--	7	6	Delson, P.Q.	22
--	33	2	1	1	--	2	2	Dieppe, N.-B.	23
--	61	2	2	2	--	1	1	Dominion, N.-É.	24
11	--	--	--	--	--	5	5	Drayton Valley, Alb.	25
2	219	42	7	7	--	16	16	Duncan, C.-B. (G.R.C.)	26
--	5	--	1	1	--	9	9	Elmira, Ont.	27
--	90	4	15	15	--	3	3	Essa, (twp.) Ont.	28
--	55	16	15	15	--	22	16	Essex, Ont.	29
--	1	--	--	--	--	4	4	Exeter, Ont.	30
--	57	15	34	34	--	5	5	Fergus, Ont.	31
4	25	1	2	2	--	1	1	Fernie, C.-B. (G.R.C.)	32
2	2	13	10	10	--	3	3	Fonthill, Ont. (P.P.O.)	33
2	588	2	1	1	--	13	13	Fort-MacLeod, Alb. (G.R.C.)	34
9	54	42	20	22	--	10	7	Fort Saskatchewan, Alb.	35
--	--	1	--	--	--	--	--	Gagnon, P.Q.	36
--	203	15	46	45	--	7	7	Gaspé, P.Q.	37
--	56	3	--	--	--	2	2	Geraldton, Ont. (P.P.O.)	38
--	28	--	5	5	--	2	2	Gimli, Man. (G.R.C.)	39
--	4	--	--	--	--	--	--	Gosfield-Sud, (twp.) Ont. (P.P.O.)	40
1	110	2	5	5	--	6	5	Grand-Falls, N.-B.	41
--	47	--	--	--	--	1	1	Gravenhurst, Ont.	42
1	121	1	1	1	--	3	3	Halleybury, Ont.	43
3	78	--	3	3	--	5	5	Hanna, Alb.	44
--	258	--	8	8	--	4	4	Hanover, Ont.	45
--	115	--	14	14	--	3	3	Hearst, Ont.	46
4	163	6	1	1	--	3	3	High River, Alb. (G.R.C.)	47
--	136	9	--	--	3	6	6	Hinton, Alb.	48
--	61	4	3	3	--	4	4	Humberstone, (twp.) Ont.	49
--	--	--	1	1	--	3	3	Humboldt, Sask. (G.R.C.)	50
2	54	3	3	3	--	5	5	Huntingdon, P.Q.	51
--	--	5	6	6	--	1	1	Huntsville, Ont.	52
--	40	13	1	1	--	2	2	Iles-Perrot, P.Q.	53
2	651	5	20	18	--	5	5	Innisfail, Alb. (G.R.C.)	54
--	87	4	--	--	--	27	26	Kansack, Sask. (G.R.C.)	55
--	31	1	--	--	--	1	1	Kentville, N.-É.	56
2	84	4	--	--	--	1	1	Kincardine, Ont.	57
--	51	8	3	3	--	2	2	Kindersley, Sask. (G.R.C.)	58
2	166	--	2	2	--	4	4	Kingsville, Ont.	59
1	138	155	28	28	1	11	11	Lacombe, Alb.	60
--	3	19	4	4	--	2	2	Langley, C.-B. (G.R.C.)	61
--	--	--	--	--	--	--	--	La-Malbaie, P.Q.	62
--	--	--	--	--	--	--	--	La-Pocatière, P.Q.	63
--	--	--	--	--	--	--	--	La-Providence, P.Q.	64
--	--	--	--	--	--	14	14	La-Sarre, P.Q.	65
--	--	6	4	4	1	8	7	L'Assomption, P.Q.	66
--	130	4	1	1	--	1	1	Leduc, Alb.	67
--	--	--	11	11	--	3	3	Lennoxville, P.Q.	68
--	--	--	--	--	--	--	--	Lery, P.Q.	69
6	85	4	7	7	--	13	13	Listowel, Ont.	70

TABLE 1. Crime and Miscellaneous Data by Type of Force, Group Size and Police Jurisdiction, 1967 - Continued

No.	Force	Criminal Code Code criminel								
		Reported or known to police — Infractions communiquées à la poli- ce ou connues d'elle	Un- founded — Affaires non foodées	Actual number — Nombre réel d'infrac- tions	Offences cleared — Infractions classées		Persons charged — Personnes inculpées			
					By charge — Par mise en accu- sation	Other- wise — Sans mise en accu- sation	Adults — Adultes		Juveniles — Jeunes gens	
							Male — Hommes	Female — Femmes	Boys — Garçons	Girls — Filles
Group 8 (188 cities, towns, villages, districts, townships, etc., population 2,500 to 5,000) - Concluded:										
1	Tisdale, Sask. (RCMP)	242	55	187	43	62	36	8	—	—
2	Trenton, N.S.	41	2	39	23	—	15	1	7	—
3	Uxbridge, Ont.	69	3	66	32	1	15	—	35	—
4	Vegreville, Alta. (RCMP)	87	4	83	44	4	32	8	—	—
5	Vermilion, Alta. (RCMP)	80	2	78	28	25	20	—	3	—
6	Villeneuve, Que.	7	—	7	—	—	—	—	—	—
7	Virton, Man. (RCMP)	101	14	87	50	10	39	2	11	—
8	Wainfleet, (twp.) Ont.	238	6	227	49	13	40	—	6	—
9	Wainwright, Alta. (RCMP)	229	29	200	72	18	38	2	4	—
10	Walkerton, Ont.	267	1	266	20	163	14	2	4	—
11	Westlock, Alta.	123	48	75	72	1	68	1	2	—
12	Westville, N.S.	46	—	46	36	1	36	—	1	—
13	Whitecourt, Alta. (RCMP)	51	—	51	24	21	22	1	1	—
14	Windsor, N.S. (RCMP)	153	7	146	30	58	31	2	9	—
15	Wingham, Ont.	32	6	26	20	3	20	—	—	—
16	Winkler, Man.	22	—	22	22	—	14	—	10	—
17	Woodstock, N.B.	46	6	48	40	2	39	1	—	—
Group 9 (218 cities, towns, villages, districts, townships, etc., population 750 to 2,500):										
18	Annapolis Royal, N.S.	9	—	9	9	—	6	—	3	—
19	Armstrong, B.C. (RCMP)	138	27	111	13	30	16	—	5	—
20	Athens, Ont.	12	—	12	3	9	4	2	—	—
21	Bala, Ont. (OPP)	3	—	3	—	—	—	—	—	—
22	Balmerton, Ont. (OPP)	33	4	29	9	1	8	—	4	—
23	Barry's Bay, Ont.	5	—	5	5	—	5	—	—	—
24	Battleford, Sask. (RCMP)	148	23	122	23	49	26	3	—	—
25	Beauceville, Que.	8	1	7	7	—	7	—	—	—
26	Beaverton, Ont.	1	—	1	—	—	—	—	—	—
27	Berwick, N.S.	30	4	26	4	15	4	—	1	—
28	Bienfait, Sask.	15	—	15	1	4	1	—	—	—
29	Birtle, Man.	30	—	30	6	—	4	—	2	—
30	Blairmore, Alta. (RCMP)	105	26	79	24	23	17	1	3	—
31	Boissevain, Man.	8	—	8	4	4	4	—	—	—
32	Bolton, Ont.	19	—	19	2	13	1	1	—	—
33	Bonnyville, Alta.	78	15	63	61	—	57	3	1	—
34	Borden, P.E.I.	45	5	40	28	3	15	2	10	—
35	Bothwell, Ont.	14	—	14	10	1	6	1	2	—
36	Bradford, Ont.	134	11	123	56	9	90	—	—	—
37	Bridgeport, Ont.	62	—	62	7	16	7	—	—	—
38	Bridgetown, N.S.	13	—	13	5	—	4	—	—	—
39	Cabano, Que.	2	—	2	—	1	—	—	—	—
40	Cadillac, Que.	23	—	23	15	5	23	1	—	—
41	Cannington, Ont.	8	—	8	2	1	2	—	—	—
42	Canso, N.S.	3	—	3	3	—	3	—	—	—
43	Carberry, Man. (RCMP)	56	3	53	12	5	11	—	2	—
44	Cardinal, Ont.	30	6	24	11	14	6	1	11	1
45	Carman, Man. (RCMP)	152	17	135	22	86	12	—	6	—
46	Carrot River, Sask.	58	—	58	35	9	45	—	—	—
47	Casselman, Ont. (OPP)	7	1	6	3	—	3	—	—	—
48	Chesley, Ont.	15	2	13	6	—	2	—	1	—
49	Chesterville, Ont.	84	—	84	45	11	44	6	3	—
50	Church Bridge, Sask.	22	4	18	5	14	5	1	—	—
51	Clark's Harbour, N.S.	—	—	—	—	—	—	—	—	—
52	Cobalt, Ont. (OPP)	102	18	84	23	26	20	—	1	—
53	Colborne, Ont.	15	—	15	9	2	9	—	—	—
54	Consort, Alta.	11	—	11	5	2	6	—	—	—
55	Craik, Sask. (RCMP)	40	7	33	9	10	12	—	—	—
56	Creighton, Sask.	6	—	6	2	1	—	—	2	—
57	Crystal Beach, Ont. (OPP)	59	4	55	7	2	16	—	—	—
58	Davidson, Sask.	63	9	54	14	31	14	—	1	—
59	Deloraine, Man.	6	—	6	5	—	3	—	2	—

TABLEAU 1. Renseignements concernant les infractions et les diverses autres données selon le genre de sûreté, la taille de groupe et le ressort des sûretés, 1967 - suite

Other offences Autres infractions			Miscellaneous Divers					Service	N°
Actual offences Nombre réel d'infractions			Persons missing Personnes disparues		Persons drowned Personnes noyées	Motor vehicles Véhicules à moteur			
Federal Statutes Lois fédérales	Provincial Statutes Lois provinciales	Municipal By-laws Règlements municipaux	Reported Signalées	Located Retrouvées		Stolen Volés	Recovered Retrouvés		
Groupe 8 (188 cités, villes, villages, districts, cantons, etc., de 2,500 à 5,000 habitants) - fin:									
3	82	10	-	1	-	2	2	Tisdale, Sask. (G.R.C.)	1
-	51	13	-	-	-	9	9	Trenton, N.-É.	2
-	46	-	5	5	-	12	12	Uxbridge, Ont.	3
5	82	4	5	5	-	6	6	Vegreville, Alb. (G.R.C.)	4
-	108	-	-	-	-	-	-	Vermilion, Alb. (G.R.C.)	5
-	-	-	-	-	-	-	-	Villeneuve, P.Q.	6
-	72	3	-	-	-	8	6	Virden, Man. (G.R.C.)	7
-	72	50	18	18	1	1	1	Wainfleet, (twp.) Ont.	8
1	119	3	-	-	-	-	-	Wainwright, Alb. (G.R.C.)	9
-	77	-	-	-	-	9	9	Walkerton, Ont.	10
-	66	11	-	-	-	-	-	Westlock, Alb.	11
-	11	6	7	7	-	4	4	Westville, N.-É.	12
7	153	2	-	-	-	-	-	Whitecourt, Alb. (G.R.C.)	13
4	105	3	6	6	-	3	3	Windsor, N.-É. (G.R.C.)	14
-	40	-	10	10	-	4	4	Wingham, Ont.	15
-	1	1	-	-	-	-	-	Winkler, Man.	16
-	213	9	1	1	-	1	1	Woodstock, N.-B.	17
Groupe 9 (218 cités, villes, villages, districts, cantons, etc., de 750 à 2,500 habitants):									
-	-	1	-	-	-	-	-	Annapolis Royal, N.-É.	18
1	58	22	15	15	-	5	5	Armstrong, C.-B. (G.R.C.)	19
-	19	-	2	2	-	-	-	Athens, Ont.	20
-	3	-	-	-	-	-	-	Bala, Ont. (P.P.O.)	21
-	18	3	-	-	-	-	-	Balmerton, Ont. (P.P.O.)	22
-	7	-	-	-	-	-	-	Barry's Bay, Ont.	23
-	213	87	6	6	-	10	10	Battleford, Sask. (G.R.C.)	24
-	-	-	-	-	-	-	-	Beauceville, P.Q.	25
-	-	-	-	-	-	-	-	Beaverton, Ont.	26
1	14	2	-	-	-	-	-	Berwick, N.-É.	27
1	12	2	-	-	-	-	-	Bienfait, Sask.	28
-	19	5	9	9	-	3	3	Birtle, Man.	29
1	76	6	-	-	-	-	-	Blairmore, Alb. (G.R.C.)	30
-	9	-	-	-	-	-	-	Boissevain, Man.	31
-	-	2	-	-	-	-	-	Bolton, Ont.	32
-	45	2	1	-	-	2	2	Bonnyville, Alb.	33
-	42	-	-	-	-	-	-	Borden, I.P.-É.	34
-	-	-	-	-	-	-	-	Bothwell, Ont.	35
-	76	-	-	-	-	10	10	Bradford, Ont.	36
-	10	-	2	2	-	5	5	Bridgeport, Ont.	37
-	13	1	-	-	-	-	-	Bridgetown, N.-É.	38
-	-	-	-	-	-	-	-	Cabano, P.Q.	39
-	-	9	-	-	-	4	4	Cadillac, P.Q.	40
-	27	3	-	-	-	-	-	Cannington, Ont.	41
-	36	-	-	-	-	-	-	Canso, N.-É.	42
-	22	-	5	6	-	4	4	Carberry, Man. (G.R.C.)	43
-	2	4	3	3	-	4	4	Cardinal, Ont.	44
3	17	1	1	1	-	6	6	Carman, Man. (G.R.C.)	45
-	42	13	3	3	-	-	-	Carrot River, Sask.	46
-	4	-	-	-	-	-	-	Casselton, Ont. (P.P.O.)	47
-	24	13	4	4	-	-	-	Chesley, Ont.	48
-	21	-	-	-	-	-	-	Chesterville, Ont.	49
-	17	5	-	-	-	-	-	Church Bridge, Sask.	50
-	-	23	-	-	-	-	-	Clark's Harbour, N.-É.	51
-	48	2	6	6	-	3	3	Cobalt, Ont. (P.P.O.)	52
-	-	-	-	-	-	-	-	Colborne, Ont.	53
-	1	-	-	-	-	-	-	Consort, Alb.	54
3	20	1	2	2	-	1	1	Crak, Sask. (G.R.C.)	55
-	-	4	-	-	-	-	-	Creighton, Sask.	56
-	2	-	-	-	-	-	-	Crystal Beach, Ont. (P.P.O.)	57
-	37	12	1	1	-	2	2	Davidson, Sask.	58
-	22	-	-	-	-	1	1	Delorsaine, Man.	59

TABLE 1. Crime and Miscellaneous Data by Type of Force, Group Size and Police Jurisdiction, 1967 - Continued

No.	Force	Criminal Code Code criminel								
		Reported or known to police — Infractions communi- quées à la poli- ce ou connues d'elle	Un- founded — Affaires non fondées	Actual number — Nombre réel d'infractions	Offences cleared — Infractions classées		Persons charged — Personnes inculpées			
					By charge — Par mise en accu- sation	Other- wise — Sans mise en accu- sation	Adults — Adultes		Juveniles — Jeunes gens	
							Male — Hommes	Female — Femmes	Boys — Garçons	Girls — Filles
Group 9 (218 cities, towns, villages, districts, townships, etc., population 750 to 2,500) — Continued:										
1	Deschênes, Que.	2	—	2	—	—	—	—	—	
2	Deseronto, Ont.	73	13	60	13	7	16	2	—	
3	Devon, Alta.	36	4	32	17	3	15	4	4	
4	Didsbury, Alta. (RCMP)	48	4	44	4	15	2	—	—	
5	Digby, N.S.	13	3	10	9	—	10	—	—	
6	Dresden, Ont.	32	—	32	22	1	24	—	5	
7	Duparquet, Que.	13	—	13	11	—	5	—	7	
8	Durham, Ont.	42	11	31	5	10	6	—	—	
9	East St. Paul, Man.	53	3	50	8	8	6	—	5	
10	Eckville, Alta.	13	—	12	8	1	7	—	3	
11	Elk Point, Alta. (RCMP)	88	6	82	38	42	55	1	1	
12	Elora, Ont.	3	—	3	3	—	3	—	—	
13	Enderby, B.C. (RCMP)	74	8	66	28	17	23	3	6	
14	Englehart, Ont.	3	—	3	3	—	4	—	—	
15	Esterhazy, Sask.	41	1	40	17	17	17	—	—	
16	Eston, Sask. (RCMP)	59	4	55	9	16	9	—	—	
17	Fairview, Alta. (RCMP)	14	—	14	8	4	8	—	—	
18	Falconbridge, (twp.) Ont.	41	—	41	8	10	6	—	1	
19	Falher, Alta.	14	2	12	11	—	8	—	—	
20	Flowers Cove, Nfld. (RCMP)	13	1	12	1	1	1	—	—	
21	Foam Lake, Sask. (RCMP)	64	7	57	9	14	8	—	—	
22	Forest, Ont.	109	11	98	16	41	13	2	6	
23	Forestville, Que.	19	—	19	4	5	5	—	1	
24	Fort Qu'Appelle, Sask. (RCMP)	231	23	208	60	43	58	1	—	
25	Frankford, Ont.	9	—	9	5	—	4	—	1	
26	Gilbert Plains, Man.	10	—	10	7	1	4	—	4	
27	Gladstone, Man.	20	—	20	3	—	2	—	1	
28	Grand Bend, Ont. (OPP)	10	1	9	—	5	—	—	—	
29	Grand Forks, B.C. (RCMP)	154	29	125	43	24	29	5	10	
30	Grandview, Man.	—	—	—	—	—	—	—	—	
31	Gravelbourg, Sask. (RCMP)	54	9	45	4	19	3	—	2	
32	Gull Lake, Sask.	1	—	1	—	1	—	—	—	
33	Hagersville, Ont.	55	1	54	19	21	8	—	7	
34	Hantsport, N.S.	11	—	11	5	—	3	—	2	
35	Harriston, Ont.	8	1	7	7	—	6	—	—	
36	Harrow, Ont. (OPP)	152	35	117	12	43	13	—	—	
37	Hartland, N.B.	18	—	18	7	—	3	—	4	
38	Hastings, Ont.	21	—	21	13	7	11	—	1	
39	Herbert, Sask.	4	—	4	2	—	1	—	1	
40	High Prairie, Alta. (RCMP)	140	6	134	82	10	73	2	1	
41	Hudson Bay, Sask. (RCMP)	231	11	220	52	46	48	—	1	
42	Indian Head, Sask. (RCMP)	188	21	167	35	49	19	1	20	
43	Inverness, N.S. (RCMP)	130	4	126	36	18	39	—	2	
44	Iroquois, Ont. (OPP)	10	1	9	2	2	3	—	—	
45	Iroquois Falls, Ont.	180	2	178	34	24	4	1	4	
46	Jarvis, Ont.	13	—	13	6	—	5	—	1	
47	Keewatin, Ont.	94	4	90	47	19	33	7	7	
48	Kemptville, Ont.	99	10	89	33	19	33	1	—	
49	Killarney, Man. (RCMP)	99	9	90	8	15	8	1	2	
50	Lakefield, Ont.	129	—	129	30	4	17	1	12	
51	Langenburg, Sask.	17	—	17	5	9	3	—	2	
52	Larder Lake, (twp.) Ont.	2	—	2	—	—	—	—	—	
53	Lincoln County, Ont.	11	—	11	—	1	—	—	—	
54	Lockeport, N.S.	22	2	20	7	3	6	—	4	

TABLEAU 1. Renseignements concernant les infractions et les diverses autres données selon le genre de sûreté, la taille de groupe et le ressort des sûretés, 1967 - suite

Other offences Autres infractions			Miscellaneous Divers					Service	N°	
Actual offences Nombre réel d'infractions			Persons missing Personnes disparues		Persons drowned Personnes noyées	Motor vehicles Véhicules à moteur				
Federal Statutes Lois fédérales	Provincial Statutes Lois provinciales	Municipal By-laws Règlements municipaux	Reported Signalées	Located Retrouvées		Stolen Volés	Recovered Retrouvés			
Groupe 9 (218 cités, villes, villages, districts, cantons, etc., de 750 à 2,500 habitants) - suite:										
-	-	-	-	-	-	-	-	-	Deschênes, P.Q.	1
-	29	13	1	1	-	2	2	-	Deseronto, Ont.	2
-	19	1	4	4	-	3	3	-	Devon, Alb.	3
1	14	12	-	-	-	-	-	-	Didabury, Alb. (G.R.C.)	4
-	67	-	-	-	-	-	-	-	Digby, N.-É.	5
-	45	-	6	6	1	3	3	-	Dresden, Ont.	6
-	-	-	-	-	1	-	-	-	Duparquet, P.Q.	7
1	26	-	3	3	-	4	4	-	Durham, Ont.	8
-	36	33	5	5	-	3	3	-	East St. Paul, Man.	9
-	10	-	-	-	-	-	-	-	Eckville, Alb.	10
5	146	-	-	-	-	1	1	-	Elk Point, Alb. (G.R.C.)	11
-	1	-	-	-	-	-	-	-	Elora, Ont.	12
3	77	4	2	2	-	6	6	-	Enderby, C.-B. (G.R.C.)	13
-	-	-	-	-	-	-	-	-	Englehart, Ont.	14
-	38	1	25	25	-	3	3	-	Esterhazy, Sask.	15
-	19	-	-	-	-	-	-	-	Eston, Sask. (G.R.C.)	16
21	54	-	-	-	-	-	-	-	Fairview, Alb. (G.R.C.)	17
-	4	6	14	14	-	6	6	-	Falconbridge, (twp.) Ont.	18
-	44	-	-	-	-	-	-	-	Falher, Alb.	19
2	18	-	-	-	-	-	-	-	Flowers Cove T.-N. (G.R.C.)	20
2	20	2	1	1	-	1	1	-	Foam Lake, Sask. (G.R.C.)	21
2	26	4	-	-	-	-	-	-	Forest, Ont.	22
-	-	-	-	-	-	-	-	-	Forestville, P.Q.	23
1	258	5	-	-	1	15	15	-	Fort Qu'Appelle, Sask. (G.R.C.)	24
-	-	-	-	-	-	-	-	-	Frankford, Ont.	25
-	4	-	1	1	-	1	1	-	Gilbert Plains, Man.	26
-	-	-	-	-	-	1	1	-	Gladstone, Man.	27
-	1	-	-	-	-	-	-	-	Grand Bend, Ont. (P.P.O.)	28
4	51	2	1	1	-	-	-	-	Grand Forks, C.-B. (G.R.C.)	29
-	-	-	2	2	-	1	1	-	Grandview, Man.	30
1	31	-	-	-	-	-	-	-	Gravelbourg, Sask. (G.R.C.)	31
-	2	-	-	-	-	-	-	-	Gull Lake, Sask.	32
-	84	-	-	-	-	3	2	-	Hagersville, Ont.	33
1	26	-	-	-	-	-	-	-	Hantsport, N.-É.	34
5	29	-	-	-	-	-	-	-	Harriston, Ont.	35
-	25	26	3	3	-	3	3	-	Harrow, Ont. (P.P.O.)	36
-	17	-	-	-	-	1	1	-	Hartland, N.-B.	37
-	11	-	4	4	1	2	2	-	Hastings, Ont.	38
18	43	12	-	-	-	-	-	-	Herbert, Sask.	39
-	202	4	6	6	-	5	5	-	High Prairie, Alb. (G.R.C.)	40
7	79	120	-	-	-	4	4	-	Hudson Bay, Sask. (G.R.C.)	41
-	30	2	3	3	-	4	4	-	Indian Head, Sask. (G.R.C.)	42
-	201	6	1	1	-	1	1	-	Inverness, N.-É. (G.R.C.)	43
-	4	-	-	-	-	-	-	-	Iroquois, Ont. (P.P.O.)	44
-	10	4	4	4	-	-	-	-	Iroquois Falls, Ont.	45
-	-	-	-	-	-	6	6	-	Jarvis, Ont.	46
-	218	4	7	7	-	10	10	-	Keeewatin, Ont.	47
-	52	-	16	16	-	3	3	-	Kemptville, Ont.	48
3	31	1	1	1	-	3	3	-	Killarney, Man. (G.R.C.)	49
16	23	6	3	3	-	9	9	-	Lakefield, Ont.	50
-	23	-	-	-	-	1	1	-	Langenburg, Sask.	51
-	-	1	-	-	-	-	-	-	Larder Lake, (twp.) Ont.	52
-	-	16	-	-	-	-	-	-	Lincoln, Comté de, Ont.	53
5	33	1	-	-	-	-	-	-	Lockeport, N.-É.	54

TABLE 1. Crime and Miscellaneous Data by Type of Force, Group Size and Police Jurisdiction, 1967 - Continued

No.	Force	Criminal Code Code criminel								
		Reported or known to police — Infractions communi- quées à la poli- ce ou connues d'elle	Up- found- — Affaires non fondées	Actual number — Nombre réel d'infra- ctions	Offences cleared — Infractions classées		Persons charged — Personnes inculpées			
					By charge — Par mise en accu- sation	Other- wise — Sans mise en accu- sation	Adults — Adultes		Juveniles — Jeunes gens	
							Male — Hommes	Female — Femmes	Boys — Garçons	Girls — Filles
	Group 9 (218 cities, towns, villages, districts, townships, etc., population 750 to 2,500) - Continued:									
1	Louisburg, N.S.	29	2	27	22	—	24	—	3	—
2	Lucknow, Ont.	24	—	24	2	3	2	—	—	—
3	Lynn Lake, Man. (RCMP)	61	5	56	13	—	13	—	4	—
4	Macanic, Que.	8	—	8	4	1	—	—	4	—
5	Mahone Bay, N.S.	35	4	31	12	10	2	—	3	4
6	Malden, (twp.) Ont. (OPP)	90	14	76	5	12	6	1	—	—
7	Manitou, Man.	21	—	21	13	7	12	—	1	—
8	Maple Creek, Sask. (RCMP)	217	44	173	39	58	46	2	—	—
9	Markham, Ont.	—	—	—	—	—	—	—	—	—
10	Matheson, Ont.	22	2	20	6	8	6	—	—	—
11	Maxville, Ont. (OPP)	7	4	3	—	2	—	—	—	—
12	McGarry, (twp) Ont.	60	1	59	20	38	19	—	11	—
13	McLennan, Alta.	11	—	11	10	—	7	—	3	—
14	Melita, Man. (RCMP)	69	19	50	23	9	40	—	4	—
15	Middleton, N.S.	16	—	16	9	4	9	—	—	—
16	Midway, B.C. (RCMP)	42	6	36	8	8	8	—	3	—
17	Milltown, N.B.	14	—	14	10	—	8	1	—	—
18	Minnedosa, Man. (RCMP)	103	8	95	6	15	4	2	—	—
19	Mitchell, Ont.	21	—	21	10	2	13	—	1	—
20	Moosomin, Sask. (RCMP)	115	26	89	15	48	14	1	—	—
21	Morinville, Alta.	49	1	48	32	9	20	2	—	—
22	Morris, Man.	1	—	1	1	—	1	—	—	—
23	Morrisburg, Ont.	7	1	6	3	—	2	—	1	—
24	Mulgrave, N.S.	14	—	14	14	—	17	1	—	—
25	New Hamburg, Ont.	15	—	15	11	—	11	—	—	—
26	Niagara Parks Commission, Ont.	153	—	153	11	1	11	—	—	—
27	Norfolk County, Ont.	3	—	3	3	—	3	—	—	—
28	Norwick, Ont.	42	—	42	11	25	13	—	2	—
29	O'Leary, P.E.I.	3	—	3	3	—	3	—	—	—
30	Omaping, (Imp. Dist.) Ont.	124	13	111	9	23	9	—	—	—
31	Outlook, Sask. (RCMP)	109	14	95	30	30	14	—	—	—
32	Oxbow, Sask.	5	—	5	5	—	5	—	—	—
33	Oxford, N.S.	4	1	3	1	1	—	—	—	—
34	Palmerston, Ont.	46	3	43	23	7	22	1	—	—
35	Parkdale, P.E.I.	54	—	54	7	5	8	—	1	—
36	Parkhill, Ont. (OPP)	26	7	19	4	9	4	—	—	—
37	Parrboro, N.S.	16	—	16	16	—	14	4	—	—
38	Picture Butte, Alta.	50	5	45	2	5	2	—	—	—
39	Pinawa, Man. (RCMP)	58	19	39	5	8	1	—	5	—
40	Pine Falls, Man.	28	—	28	26	—	23	3	3	—
41	Port Elgin, N.B.	7	—	7	3	4	1	—	2	—
42	Port Elgin, Ont.	35	3	32	8	14	12	—	1	—
43	Port McNicoll, Ont.	46	3	43	12	3	9	2	2	1
44	Port Rowan, Ont.	1	—	1	—	—	—	—	—	—
45	Port Stanley, Ont. (OPP)	26	4	22	1	4	1	—	—	—
46	Provost, Alta.	1	—	1	1	—	1	—	—	—
47	Radville, Sask. (RCMP)	33	4	29	2	4	2	—	—	—
48	Rainy River, Ont.	2	—	2	—	2	—	—	—	—
49	Rawdon, Que.	124	—	124	37	85	17	—	20	—
50	Redcliff, Alta.	33	—	33	5	5	6	2	1	—
51	Red Rock, (Imp. Dist.) Ont.	25	—	25	18	7	18	1	4	1
52	Richmond, Ont.	25	—	25	14	11	13	—	2	—
53	Rimbey, Alta.	61	3	58	44	—	39	—	2	—
54	Rivers, Man.	15	—	15	3	—	2	—	1	—
55	Roblin, Man.	54	14	40	33	5	26	1	5	—
56	Rockcliffe Park, Ont. (OPP)	103	13	90	4	20	—	—	5	—

TABLEAU 1. Renseignements concernant les infractions et les diverses autres données selon le genre de sûreté, la taille de groupe et le ressort des sûretés, 1967 - suite

Other offences Autres infractions			Miscellaneous Divers					Service	N°
Actual offences Nombre réel d'infractions			Persons missing Personnes disparues		Persons drowned Personnes noyées	Motor vehicles Véhicules à moteur			
Federal Statutes Lois fédérales	Provincial Statutes Lois provinciales	Municipal By-laws Règlements municipaux	Reported Signalées	Located Retrouvées		Stolen Volés	Recovered Retrouvés		
Groupe 9 (218 cités, villes, villages, districts, cantons, etc., de 750 à 2,500 habitants) - suite:									
-	12	-	6	6	-	-	-	Louisburg, N.-É.	1
-	4	-	-	-	-	-	-	Lucknow, Ont.	2
-	109	-	1	1	-	-	-	Lynn Lake; Man. (G.R.C.)	3
-	-	-	-	-	-	1	-	Macamic, P.Q.	4
-	55	7	7	7	-	-	-	Mahone Bay, N.-É.	5
-	28	4	-	-	6	-	-	Malden, (twp.) Ont. (P.P.O.)	6
-	4	14	1	1	-	-	-	Manitou, Man.	7
-	43	27	-	-	-	4	4	Maple Creek; Sask. (G.R.C.)	8
-	-	-	2	2	-	8	7	Markham, Ont.	9
-	11	8	-	-	-	-	-	Matheson, Ont.	10
-	4	-	-	-	-	-	-	Maxville, Ont. (P.P.O.)	11
2	35	3	15	15	-	1	1	McGarry, (twp.) Ont.	12
-	5	-	-	-	-	1	1	McLennan, Alb.	13
-	43	-	1	1	-	2	2	Melita, Man. (G.R.C.)	14
2	5	8	-	-	-	4	4	Middleton, N.-É.	15
-	7	1	-	-	-	-	-	Midway, C.-B. (G.R.C.)	16
-	25	7	-	-	1	1	1	Milltown, N.-B.	17
-	88	1	8	8	-	4	4	Minnedosa, Man. (G.R.C.)	18
-	-	-	11	11	-	2	2	Mitchell, Ont.	19
5	46	4	-	-	-	4	4	Moosomin, Sask. (G.R.C.)	20
-	32	4	2	2	-	3	3	Morinville, Alb.	21
-	6	-	-	-	-	-	-	Morris, Man.	22
-	31	2	-	-	-	-	-	Morrisburg, Ont.	23
-	-	1	-	-	-	2	2	Mulgrave, N.-É.	24
-	-	-	-	-	-	-	-	New Hamburg, Ont.	25
-	-	-	-	-	-	-	-	La Commission-des-Parcs, Niagara, Ont.	26
-	33	6	-	-	-	-	-	Norfolk-Canton, Ont.	27
-	4	-	7	7	-	4	4	Norwick, Ont.	28
-	11	-	-	-	-	-	-	O'Leary, I.P.-É.	29
-	22	2	-	-	-	1	1	Onaping, (D.A.P.) Ont.	30
3	79	5	-	-	-	3	2	Outlook, Sask. (G.R.C.)	31
-	24	7	-	-	-	-	-	Oxbow, Sask.	32
-	-	-	-	-	-	-	-	Oxford, N.-É.	33
-	8	-	-	-	-	2	2	Palmerston, Ont.	34
-	20	29	2	2	-	1	1	Parkdale, I.P.-É.	35
5	-	1	-	-	-	-	-	Parkhill, Ont. (P.P.O.)	36
-	36	17	-	-	-	-	-	Parsboro, N.-É.	37
-	21	18	-	-	-	-	-	Picture Butte, Alb.	38
3	18	7	3	3	-	-	-	Pinawa, Man. (G.R.C.)	39
14	44	-	1	1	-	1	1	Pine Falls, Man.	40
-	-	-	-	-	-	-	-	Port Elgin, N.-B.	41
-	74	-	11	11	-	2	2	Port Elgin, Ont.	42
-	-	39	3	3	-	4	4	Port McNicoll, Ont.	43
-	6	-	-	-	-	-	-	Port Rowan, Ont.	44
-	4	-	-	-	-	-	-	Port Stanley, Ont. (P.P.O.)	45
-	1	-	-	-	-	-	-	Provost, Alb.	46
-	16	6	-	-	-	1	1	Radville, Sask. (G.R.C.)	47
-	1	1	-	-	-	-	-	Rainy River, Ont.	48
-	-	-	1	-	-	-	-	Rawdon, P.Q.	49
-	-	-	-	-	-	1	1	Redcliff, Alb.	50
-	26	7	-	-	-	4	4	Red Rock, (D.A.P.) Ont.	51
-	4	41	-	-	-	1	1	Richmond, Ont.	52
-	54	14	-	-	-	2	2	Rimbey, Alb.	53
-	35	6	-	-	-	1	1	Rivers, Man.	54
-	-	18	2	2	1	4	4	Roblin, Man.	55
-	9	17	4	4	-	1	1	Rockcliffe Park, Ont. (P.P.O.)	56

TABLE 1. Crime and Miscellaneous Data by Type of Force, Group Size and Police Jurisdiction, 1967 - Concluded

No.	Force	Criminal Code Code criminel								
		Reported or known to police — Infractions communiquées à la police ou connues d'elle	Un-founded — Affaires non fondées	Actual number — Nombre réel d'infractions	Offences cleared — Infractions classées		Persons charged — Personnes inculpées			
					By charge — Par mise en accusation	Other-wise — Sans mise en accusation	Adults — Adultes		Juveniles — Jeunes gens	
							Male — Hommes	Female — Femmes	Boys — Garçons	Girls — Filles
Group 9 (218 cities, towns, villages, districts, townships, etc., population 750 to 2,500) - Concluded:										
1	Rock Island, Que.	12	2	10	9	—	—	—	11	—
2	Rosthern, Sask.	19	—	19	16	—	11	1	8	—
3	Rothsay, N.B.	5	—	5	2	—	1	—	—	—
4	Russell, Man.	13	—	13	9	1	8	—	4	—
5	St. Andrews, N.B. (RCMP)	153	12	141	11	40	15	—	2	—
6	St. Clair Beach, Ont.	41	4	37	4	9	3	1	1	—
7	St. David, Que.	5	—	5	5	—	2	—	3	—
8	St. Eleanors, P.E.I.	19	—	19	12	2	11	—	—	—
9	St. George, N.B.	18	—	18	14	—	14	1	5	—
10	St. Leonard, N.B.	20	—	20	9	3	8	—	2	—
11	St. Pierre, Man.	7	1	8	7	—	6	—	3	—
12	Schreiber, Ont.	107	7	100	41	16	17	—	15	4
13	Seaford, Ont.	22	2	20	19	1	11	1	7	—
14	Senneville, Que.	3	—	3	1	—	1	—	—	—
15	Shelburne, Ont.	76	7	69	6	19	6	—	—	—
16	Sherwood Village, P.E.I.	58	1	57	8	1	8	—	1	—
17	Shippegan, N.B.	13	3	10	6	—	6	—	—	—
18	Slave Lake, Alta. (RCMP)	169	36	133	38	31	32	9	1	—
19	Smooth Rock Falls, Ont.	19	—	19	5	10	3	—	3	—
20	Souris, Man.	24	—	24	20	4	14	—	6	—
21	Souris, P.E.I. (RCMP)	104	8	96	31	32	28	—	1	—
22	Southampton, Ont.	45	—	45	21	8	14	1	5	—
23	Stirling, Ont.	15	1	14	16	1	14	—	1	—
24	Stone wall, Man. (RCMP)	98	32	66	1	16	1	—	—	—
25	Stony Plain, Alta.	74	9	65	33	7	37	—	—	—
26	Sutton, Ont.	109	8	101	43	20	41	3	6	1
27	Swan Hills, Alta. (RCMP)	52	2	50	11	9	10	1	—	—
28	Tavistock, Ont.	17	—	17	8	—	8	—	—	—
29	Terrace Bay, (twp.) Ont.	22	3	21	11	7	11	—	—	—
30	Thamesville, Ont.	13	—	13	2	1	1	—	2	—
31	Theford, Ont. (OPP)	20	2	18	2	10	3	—	—	—
32	Thessalon, Ont.	12	—	12	4	—	3	2	—	—
33	Thornbury, Ont.	20	1	19	1	1	1	—	—	—
34	Tignish, P.E.I.	8	—	8	8	—	8	—	—	—
35	Tiny (twp.) Ont.	29	—	29	—	—	—	—	—	—
36	Tofield, Alta.	33	4	29	12	13	10	2	—	—
37	Torbolton, (twp.) Ont.	80	—	80	16	8	12	—	2	—
38	Tracadie, N.B. (RCMP)	27	2	25	19	6	12	3	—	—
39	Tuxedo, Man.	23	—	23	3	4	2	—	5	—
40	Tweed, Ont.	17	1	16	9	2	9	—	—	—
41	Unity, Sask.	19	—	19	12	1	8	—	—	—
42	Uranium City, Sask. (RCMP)	202	40	162	52	89	41	13	1	—
43	Valleyview, Alta.	15	—	15	12	3	9	3	—	—
44	Vulcan, Alta.	35	5	30	29	2	29	—	—	—
45	Wadena, Sask. (RCMP)	44	11	33	11	8	10	—	—	—
46	Waldheim, Sask.	25	1	24	5	3	5	—	—	—
47	Wasaga Beach, Ont. (OPP)	17	1	16	—	8	—	—	—	—
48	Waterdown, Ont.	15	—	15	5	2	3	—	5	—
49	Waterford, Ont.	79	3	76	46	7	43	1	4	—
50	Walford, Ont.	33	9	24	3	5	4	—	—	—
51	Watrolis, Sask. (RCMP)	125	39	86	5	52	6	—	—	—
52	Watson, Sask.	3	—	3	3	—	2	1	—	—
53	Wellington, Ont.	9	—	9	3	—	3	—	2	—
54	Wheatley, Ont. (O.P.P.)	24	8	16	2	4	2	—	—	—
55	Whitecourt, Alta. (RCMP)	—	—	—	—	—	—	—	—	—
56	Whitewood, Sask.	37	4	33	10	13	8	—	1	2
57	Wilton, Ont.	51	3	48	16	6	19	1	2	—
58	Wicksteed (twp.) Ont.	2	2	—	—	—	—	—	—	—
59	Wilkie, Sask. (RCMP)	51	7	44	5	11	5	—	—	—
60	Winchester, Ont.	23	—	18	6	1	—	—	2	—
61	Winnipeg Beach, Man. (RCMP)	55	4	51	6	10	6	1	—	—
62	Winnipegosis, Man.	12	2	10	9	—	2	—	4	—
63	Wolfville, N.S.	3	—	3	3	—	3	—	—	—
64	Wolseley, Sask.	6	—	6	6	—	11	—	1	—
65	Woodbridge, Ont.	33	—	33	33	—	38	—	3	—
66	Wynyard, Sask.	42	—	42	35	1	28	5	2	—

TABLEAU 1. Renseignements concernant les infractions et les diverses autres données selon le genre de sûreté, la taille de groupe et le ressort des sûretés, 1967 - fin

Other offences Autres infractions			Miscellaneous Divers					Service	N°
Actual offences Nombre réel d'infractions			Persons missing Personnes disparues		Persons drowned Personnes noyées	Motor vehicles Véhicules à moteur			
Federal Statutes Lois fédérales	Provincial Statutes Lois provinciales	Municipal By-laws Règlements municipaux	Reported Signalées	Located Retrouvées		Stolen Volés	Recovered Retrouvés		
								Groupe 9 (218 cités, villes, villages, districts, cantons, etc., de 750 à 2,500 habitants) - fin:	
								Rock Island, P.Q.	
	24						1	Rosthern, Sask.	
							2	Rothsay, N.-B.	
6	49	4	1	1	1		4	Russell, Man.	
1	11	40	5	5			1	St. Andrews, N.-B. (G.R.C.)	
								St. Clair Beach, Ont.	
	24	5						St-David, P.Q.	
	39						1	St-Eleanors, I.P.-É.	
	12						2	St. George, N.-B.	
								St-Léonard, N.-B.	
2	38	13	4	4			3	St-Pierre, Man.	
	47		18	18				Schreiber, Ont.	
					3		1	Seaforth, Ont.	
	66	9	1	1			1	Senneville, P.Q.	
	3							Shelburne, Ont.	
	53							Sherwood Village, I.P.-É.	
2	162	1	10	10			5	Shippegan, N.-B.	
	2		2	2			2	Slave Lake, Alb. (G.R.C.)	
	20	2	5	5	1		2	Smooth Rock Falls, Ont.	
1	119		3	3			7	Souris, Man.	
	88		2	2			10	Souris, I.P.-É. (G.R.C.)	
	16		12	12			1	Southampton, Ont.	
2	29	5	7	7			2	Stirling, Ont.	
	147		1	1			6	Stonewall, Man. (G.R.C.)	
	74	11	5	5			5	Stony Plain, Alb.	
1	42	29	3	3			1	Sutton, Ont.	
	1						2	Swan Hills, Alb. (G.R.C.)	
	2						2	Tavistock, Ont.	
	2						2	Terrace Bay, (twp.) Ont.	
								Thamesville, Ont.	
	12							Thedford, Ont. (P.P.O.)	
	1	12						Thessalon, Ont.	
	29	2			1		2	Thornbury, Ont.	
	4							Tignish, I.P.-É.	
	7	1						Tiny, (twp.) Ont.	
	27							Toffield, Alb.	
	6	4	1	1			5	Torbolton, (twp.) Ont.	
6	59						5	Tracadie, N.-B. (G.R.C.)	
	26	2	1	1			5	Tuxedo, Man.	
	24		2	2				Tweed, Ont.	
	23						1	Unity, Sask.	
4	115		20	19			7	Uranium City, Sask. (G.R.C.)	
	75							Valleyview, Alb.	
	17	17					2	Vulcan, Alb.	
	43	1					3	Wadena, Sask. (G.R.C.)	
	54						2	Waldheim, Sask.	
	1							Wasaga Beach, Ont. (P.P.O.)	
	7							Waterdown, Ont.	
1	9	25	4	3			4	Waterford, Ont.	
	5							Watford, Ont.	
	44	3					2	Watrous, Sask. (G.R.C.)	
25	9							Watson, Sask.	
	1							Wellington, Ont.	
	7		3	3			2	Wheatley, Ont. (P.P.O.)	
			3	3			5	White Court, Alb. (G.R.C.)	
	55	10					1	Whitewood, Sask.	
	81						5	Wlarton, Ont.	
	3							Wicksteed, (twp.), Ont.	
	31	10						Wilkie, Sask. (G.R.C.)	
								Winchester, Ont.	
	51	3						Winnipeg Beach, Man. (G.R.C.)	
	2	9	2	2			1	Winnipegosis, Man.	
								Wolfville, N.-É.	
			2	2				Wolseley, Sask.	
	5	8					4	Woodbridge, Ont.	
	7	6	12	12			3	Wynyard, Sask.	

APPENDIX I. SUMMARY OF UCR RULES AND DEFINITIONS

APPENDICE I. SOMMAIRE DES RÈGLES ET DÉFINITIONS DE LA DÉCLARATION UNIFORME DE LA CRIMINALITÉ

The general UCR rules for reporting (scoring) and the definitions developed for offences and terminology supplied to the police for completing the crime statistics form (Form C—Appendix IV) are outlined below. Full details are published in the Uniform Crime Reporting Manual. Data relating to persons reported missing and located, motor vehicles stolen and recovered and persons drowned included in this report are reported on the Police Administration Statistics form (Form A).

On trouvera résumées ici les directives générales concernant la déclaration de la criminalité et les définitions des infractions et de la terminologie, renseignements qui sont fournis aux sûretés aux fins de rédaction de la formule-statistique de la criminalité (Formule C—Appendice IV). Ces renseignements sont publiés en détail dans le Manuel de déclaration uniforme de la criminalité. Les données relatives aux personnes portées disparues et retrouvées, aux véhicules automobiles volés et retrouvés et aux personnes noyées sont consignées sur la formule statistique de l'administration policière (Formule A).

GENERAL RULES FOR SCORING

What to Score

All Criminal Code, Federal and Provincial Statutes and Municipal By-law offences and attempted offences excluding traffic which are reported or become known to the police occurring within their jurisdiction from all sources such as:

- (1) offences reported by telephone;
- (2) offences reported by a private citizen directly to a police station;
- (3) offences coming to the attention of a policeman on the beat or in a patrol car either from his own observation or as reported to him;
- (4) policeman making an arrest during or after the commission of a crime before the complaint has been reported;
- (5) private prosecutions of criminal nature handled completely by the courts.

Persons reported missing and located, motor vehicles stolen and recovered and persons drowned (Form A).

When to Score

Offences are to be reported in the month they become known to the police.

Offences cleared are to be reported in the month they are cleared.

Persons charged are to be reported in the month the person is charged.

How to Score

Classify and score from your own police records.

Do not use court records because you are counting offences reported or known to the police and not court or judicial statistics.

DIRECTIVES GÉNÉRALES POUR COMPTER LES INFRACTIONS

Ce qu'il faut compter

À l'exception des contraventions aux règlements de la circulation, les sûretés doivent déclarer toutes les infractions au Code criminel, aux lois fédérales et provinciales et aux règlements municipaux qui, ayant été commises dans leur territoire, leur sont communiquées ou sont connues d'elles, de quelque façon que ce soit. Exemples:

- (1) les infractions déclarées par téléphone;
- (2) les infractions déclarées directement au poste de police par un particulier;
- (3) les infractions qui parviennent à l'attention d'un agent de police qui fait sa ronde ou à bord d'un véhicule de la police, soit par observation personnelle, soit qu'on les lui indique;
- (4) agent de police faisant une arrestation durant ou après la perpétration d'un crime avant qu'une plainte ait été portée;
- (5) poursuites privées de caractère criminel qui relèvent uniquement des tribunaux.

Personnes portées disparues et retrouvées, véhicules automobiles volés et retrouvés et personnes noyées (Formule A).

Quand faut-il compter

Les infractions doivent être déclarées durant le mois où elles sont connues.

Les infractions classées doivent être déclarées durant le mois où elles sont classées.

Les personnes inculpées doivent être déclarées durant le mois où elles sont inculpées.

Comment faut-il compter

Classez et comptez d'après les dossiers de votre service de police.

N'utilisez pas les dossiers de la cour, parce que vous comptez les infractions communiquées à la police ou connues d'elle et non la statistique judiciaire.

The original offence entered under "offences reported or known to the police" stands, even though the offender is convicted of a lesser offence.

Include attempted offences with offences, except attempted murder which is recorded separately.

A crime in which several offenders are involved should be considered as a single incident.

Offences not directly connected should be counted separately.

Offences against the person are scored differently from offences against property.

Murder, attempted murder, manslaughter, rape, other sexual offences, wounding and assault—and other offences against persons—count one offence for each victim. E.g. where one person murders three persons, count three murders; however, where three persons murder one person, count one murder.

Robbery, breaking and entering, theft and theft of motor vehicle—and other offences against property—do not count the number of victims but the number of distinct or separate operations. A distinct operation means the same time, location and circumstance. Specific instructions for each are as follows:

- (a) Robbery.—Count one offence for each distinct operation carried out or attempted: e.g. if three persons in a store are held up and the store is robbed, score a single offence of robbery. If four persons rob one, or one person robs four at the same time and location, only one robbery is scored.
- (b) Breaking and entering.—When a building contains several independently occupied residences such as apartments, suites, hotel rooms, or offices, each one entered would be scored.

When a building has one occupant; for example a warehouse, store, shop, etc., and is broken into, score only one offence. Score one offence for any number of box cars broken into when grouped in one location. Grouped in one location means the same spur or siding.

- (c) Theft.—Property stolen from a number of persons located in one place constitutes one offence for scoring purposes.
- (d) Theft of motor vehicle.—Score one offence for each vehicle stolen.

Multiple offences.—Where several offences occur in one incident, score the most serious offence.

L'infraction initiale inscrite sous "infractions communiquées à la police ou connues d'elle" est valide, même si le délinquant est reconnu d'une infraction de moindre gravité.

Inclure les tentatives d'infractions avec les infractions, sauf les tentatives de meurtre qui sont inscrites distinctement.

Une infraction à laquelle plusieurs délinquants ont participé devra être jugée comme une seule affaire.

Les infractions qui ne sont pas directement reliées doivent être comptées séparément.

Les infractions contre la personne sont comptées différemment des infractions contre la propriété.

Meurtre, tentative de meurtre, homicide involontaire coupable, viol, autres infractions d'ordre sexuel, lésions corporelles et voies de fait—et autres infractions contre les personnes—comptez une infraction par victime. Ex.: lorsqu'une personne tue trois autres, comptez trois meurtres; toutefois, lorsque trois personnes tuent une autre, comptez un meurtre.

Vol qualifié, introduction par effraction, vol et vol de véhicules automobiles—et autres infractions contre la propriété—ne comptez pas le nombre de victimes mais le nombre d'affaires distinctes. Une affaire distincte veut dire dans le même temps, le même lieu et les mêmes circonstances. Voici des directives précises à l'égard de chacune de ces infractions:

- (a) Vol qualifié.—Comptez une infraction par affaire ou tentative distincte. Exemple: si en pillant un magasin, des bandits tiennent en respect trois personnes, comptez une infraction de vol qualifié. Si quatre personnes en volent une autre ou si une personne en vole quatre au même moment et au même endroit, comptez un seul vol qualifié.
- (b) Introduction par effraction.—Lorsqu'un édifice contient plusieurs locaux d'habitation indépendants, tels que les appartements, les pièces en enfilade (suites), les chambres d'hôtel, ou des bureaux, chaque local d'habitation ou bureau où l'on s'est introduit par effraction doit être compté. Lorsqu'un édifice ne compte qu'un seul occupant, par exemple, un entrepôt, un magasin, un atelier, etc., et qu'on s'y introduit par effraction, indiquez une seule infraction. Comptez une infraction quel que soit le nombre de wagons couverts (box-cars) où l'on s'est introduit par effraction lorsqu'ils sont groupés en un même lieu. Groupé en un même lieu veut dire sur la même voie d'évitement.
- (c) Vol.—Les biens volés d'un certain nombre de personnes se trouvant dans un même endroit constituent une infraction aux fins du pointage.
- (d) Vol de véhicules à moteur.—Comptez une infraction par véhicule volé.

Infractions multiples.—Là où plusieurs infractions ont été commises lors d'une seule affaire, comptez l'infraction la plus grave.

Juvenile delinquents.—Where one or more juveniles are formally charged, the offence data and persons data are to be reported in the same manner as for adults.

Persons reported missing.—Adults or juveniles who are resident, or temporarily residing in your area of jurisdiction, who are reported missing—regardless of the period of time—excluding children missing at public gatherings, exhibitions, etc.

Missing persons located.—Adults or juveniles missing from your area who have been located by your force or by some other police force. Located does not necessarily mean returned to your area. Do not count persons located for other departments.

Persons drowned.—Count those persons whose death is caused by accidental drowning.

Motor vehicles stolen.—Report only motor vehicles stolen in your area.

Motor vehicles recovered.—Report all motor vehicles recovered locally or elsewhere which were stolen from your area. Do not count motor vehicles recovered for other departments.

TERMINOLOGY

Reported or known to the police.—All offences and alleged offences occurring within the jurisdiction of the contributing police department. Includes offences committed in previous months but not reported until this month and "unfounded" reports.

Unfounded.—Means that the investigation established the crime did not happen, was not attempted or there was no crime.

Actual offences.—Actual offences are those known to the police which investigation prove to be "founded".

Offences cleared by charge.—An offence is "cleared by charge" when an information has been laid against at least one person. This includes arrests, summonses to appear and warrants to apprehend.

Offences and not arrests are being counted.—It makes no difference how many persons are arrested. This instruction is not affected by any subsequent acquittal, dismissal or withdrawal. An offence may be "cleared by charge" if any other charge is laid in connection with the same offence. If several persons commit a crime and only one is arrested and charged, the offence

Jeunes délinquants.—Lorsque la cour pour jeunes délinquants est saisie de l'affaire d'un ou de plusieurs jeunes, les données sur les délits et les personnes doivent être déclarées de la même manière que les infractions qui sont commises par des adultes.

Personnes signalées disparues.—Adultes ou jeunes gens qui demeurent en permanence ou temporairement dans le territoire qui vous est confié, qui ont été signalés disparus—quelle que soit la période de temps,—à l'exclusion des enfants disparus aux réunions publiques, aux foires, etc.

Personnes disparues et retrouvées.—Adultes ou jeunes gens disparus de votre territoire qui ont été retrouvés par votre service ou par un autre service de police. "Retrouvé" ne signifie pas nécessairement que la personne est revenue dans votre territoire. Ne comptez pas les personnes que vous avez retrouvées pour le compte d'autres services.

Personnes noyées.—Personnes mortes accidentellement, victimes de l'onde.

Véhicules à moteur volés.—N'indiquez que les véhicules à moteur volés dans votre territoire.

Véhicules à moteur retrouvés.—Indiquez tous les véhicules à moteur retrouvés localement ou ailleurs qui ont été volés dans votre territoire. Ne comptez pas ceux qui ont été retrouvés pour d'autres services de police.

TERMINOLOGIE

Communiquées à la police ou connues d'elle.—Toutes les infractions ou présumées infractions qui ont été commises dans le territoire de la sûreté répondante; y compris les infractions commises au cours des mois précédents mais qui n'avaient été signalées avant le mois en cours et les rapports "d'affaires non fondées".

Affaires non fondées.—Veut dire que l'enquête a établi que l'infraction n'a pas lieu, qu'il n'y a pas eu de tentative ou qu'il n'y a pas eu infraction.

Les infractions réelles.—Les infractions réelles sont celles qui sont connues de la police et qui, après enquête, s'avèrent "fondées".

Infractions classées par mise en accusation.—Une infraction est "classée par mise en accusation" lorsqu'une dénonciation est faite contre une personne au moins. Ceci comprend les arrestations, les sommations de comparaître et les mandats d'amener.

Les infractions et non les arrestations sont comptées.—Peu importe le nombre de personnes arrêtées. Cette directive demeure valide, même si plus tard il y a acquittement, rejet ou retrait. Une infraction peut être classée par mise en accusation même si le délinquant est inculpé d'une autre infraction qui constitue un élément de la présente infraction. Si plusieurs personnes commettent un délit

is "cleared by charge". When the other offenders are charged, the offence is not again cleared by charge because this has already occurred.

Offences cleared otherwise.—In certain situations, the police may not be able to clear the offence by charge. If all the following questions can be answered "yes", then the offence can be "cleared otherwise":

- (a) Has the offender been identified?
- (b) Is there enough evidence to support the laying of an information?
- (c) Is there a reason outside the police control that prevents the laying of an information and the prosecution of the offender?

The limitations of "cleared otherwise" are indicated by the following examples:

- (a) The offender has died.
- (b) The offender has been committed to a mental hospital and it is unlikely he will be released.
- (c) A person confesses to a crime and subsequently dies.
- (d) The offender is a juvenile and has not been charged but has been given an informal hearing in juvenile court; or handed over to his parents or guardian, a social agency or a department concerned.
- (e) The offender admits an offence but there is a definite obstacle to proceedings, e.g., diplomatic immunity.
- (f) The complainant or essential witness is dead and proceedings cannot be instituted.
- (g) The offender is known and sufficient evidence has been obtained but the complainant refuses to prosecute—this does not "unfound" the offence.
- (h) The offender is serving a sentence and no useful purpose would be served in laying an information.
- (i) The offender is in a foreign country and cannot be returned (or the violation is under a provincial statute or municipal by-law and subject is in another province).
- (j) The offender has committed more than one offence and it has been decided to charge him with one or the most serious because no useful purpose would be served by proceeding with the other charges.

Persons charged.—The number of persons—not charges—are being counted. A person simultaneously charged with more than one type of offence is scored only once and against the most serious offence.

Persons arrested for other police forces are not counted as they will be counted by the force concerned. Individuals under this heading are broken down into adults and juveniles, and subdivided into sex.

et qu'une seule est arrêtée et accusée, l'infraction est "classée par mise en accusation". Lorsque les autres délinquants sont accusés, l'infraction ne doit pas faire l'objet d'une autre mise en accusation.

Infractions classées autrement.—Dans certains cas, il se peut que la police ne puisse classer l'infraction par mise en accusation. Si l'on peut répondre "oui" aux questions suivantes: l'infraction peut alors être "classée autrement":

- (a) Le délinquant a-t-il été identifié?
- (b) La dénonciation est-elle fondée sur une preuve suffisante?
- (c) Y a-t-il une raison indépendante de votre volonté qui vous empêche de faire une dénonciation et de poursuivre le délinquant?

Les exemples suivants indiquent les limitations de "classées autrement":

- (a) Le délinquant est décédé.
- (b) Le délinquant a été envoyé à un hôpital pour maladies mentales et il est peu probable qu'il en sorte.
- (c) Une personne avoue son crime et meurt subitement.
- (d) Le délinquant est un jeune et n'a pas été inculpé, mais il a comparu dans l'intimité devant le tribunal des jeunes délinquants; ou il a été remis à ses parents, à un tuteur, à un organisme de bien-être social ou à un service intéressé.
- (e) Le délinquant avoue avoir commis une infraction mais il y a un obstacle défini aux poursuites, par exemple, l'immunité diplomatique.
- (f) Le plaignant ou le témoin principal est décédé et les poursuites ne peuvent être entamées.
- (g) Le délinquant est connu et des preuves suffisantes ont été accumulées, mais le plaignant refuse de le poursuivre—ce qui ne constitue pas une plainte "non fondée".
- (h) Le délinquant purge une peine et il serait inutile de faire une dénonciation.
- (i) Le délinquant est à l'étranger et ne peut être extradé (ou l'infraction relève d'une loi provinciale ou d'un règlement municipal et le sujet est dans une autre province).
- (j) Le délinquant a commis plus d'une infraction et il a été décidé de l'accuser de l'une ou de la plus grave parce qu'il serait inutile de s'occuper des autres infractions.

Personnes inculpées.—Le nombre de personnes—non les accusations—est l'unité de base. Une personne accusée simultanément de plus d'un genre d'infractions n'est notée qu'une seule fois et sous le chef d'accusation le plus grave.

Les personnes arrêtées pour le compte d'autres services de police ne doivent pas être comptées car elles le seront par le service intéressé. Les individus sont répartis sous cette rubrique entre "adultes" et "jeunes délinquants" et subdivisés ensuite selon leur sexe.

"Adult" is any person of sixteen years or over, or such age as may be directed in any province.

"Juvenile" is any girl or boy under the age of sixteen years, or such other age as may be directed in any province.

OFFENCE CLASSIFICATION

Homicides

Capital murder. — S. 201, 202, 202A(2) C.C.

Capital murder is defined in S. 202A(2) C.C.

Non-capital murder. — S. 201, 202, 202A(3) C.C.

Non-capital murder is defined in S. 202A(3) C.C. and is all murder other than capital murder.

Attempted murder. — S. 210 C.C.

Everyone who attempts by any means to commit murder.

Manslaughter. — S. 207 C.C.

Manslaughter is culpable homicide that is not murder, infanticide, or causing death by criminal negligence.

Sexual Offences

Rape. — S. 136, 137 C.C.

Rape is the act of having sexual intercourse with a female person not his wife as defined in the Criminal Code (S. 135 C.C.).

Other sexual offences. — Includes:

Sexual intercourse:

- (a) Females under 14 years of age (S. 138(1) C.C.).
- (b) Females 14 to 16 years of age (S. 138(2) C.C.).
- (c) Feeble-minded females (S. 140 C.C.).

Indecent assault:

- (a) On female (S. 141(1) C.C.)

- (b) On male (S. 148 C.C.)

Incest (S. 142 C.C.)

Seduction:

- (a) Female 16 to 18 years of age (S. 143 C.C.)
 - (b) Under promise of marriage (S. 144 C.C.)
 - (c) Ward, step-daughter, foster-daughter. (S. 145(1) (a) C.C.)
 - (d) Female employees (S. 145(1) (b) C.C.)
 - (e) Female passengers on vessels (S. 146 C.C.)
- Acts of gross indecency (S. 149 C.C.)
- Buggery or bestiality (S. 147 C.C.)

"Adulte": toute personne âgée de seize ans ou plus ou de tout autre âge prescrit dans une province.

"Jeune délinquant": jeune fille ou jeune garçon âgé de moins de seize ans, ou de tout autre âge prescrit dans une province.

CLASSEMENT DES INFRACTIONS

Homicides

Meurtre qualifié. — Art. 201, 202, 202A(2) C.c.

Le meurtre qualifié est défini au Code criminel, art. 202A(2).

Meurtre non qualifié. — Art. 201, 202, 202A(3) C.c.

Le meurtre non qualifié est défini au Code criminel, art. 202A(3) et comprend tout meurtre sauf le meurtre qualifié.

Tentatives de meurtre. — Art. 210 C.c.

Quiconque tente, d'une façon ou d'une autre, de commettre un meurtre.

Homicide involontaire coupable. — Art. 207 C.c.

Un homicide involontaire coupable est un homicide coupable qui n'est pas un meurtre, un infanticide ou l'homicide par négligence criminelle.

Infractions d'ordre sexuel

Viol. — Art. 136, 137 C.c.

Le viol c'est le fait d'avoir des rapports sexuels avec une personne du sexe féminin autre que l'épouse, comme le définit le Code criminel à l'article 135.

Autres infractions d'ordre sexuel. Elles comprennent:

Rapports sexuels:

- (a) Personnes du sexe féminin de moins de 14 ans (Art. 138(1) C.c.)
- (b) Personnes du sexe féminin de 14 à 16 ans (Art. 138(2) C.c.)
- (c) Personnes du sexe féminin faibles d'esprit (Art. 140 C.c.)

Attentat à la pudeur:

- (a) D'une personne du sexe féminin (Art. 141(1) C.c.)
 - (b) D'une personne du sexe masculin (Art. 148 C.c.)
- Inceste (Art. 142 C.c.)

Séduction:

- (a) D'une personne du sexe féminin de 16 à 18 ans (Art. 143 C.c.)
 - (b) Sous promesse de mariage (Art. 144 C.c.)
 - (c) D'une pupille, belle-fille, fille adoptive (Art. 145(1) (a) C.c.)
 - (d) De personne du sexe féminin à son emploi (Art. 145(1) (b) C.c.)
 - (e) De passagères à bord de navires (Art. 146 C.c.)
- Actes de grossière indécence (Art. 149 C.c.)
- Sodomie ou bestialité (Art. 147 C.c.)

Assaults

Wounding—With intent and inflicting bodily harm.—S. 216, 217, 218, 219, 220 C.C.

A wounding may be either with or without a weapon or instrument. Includes:

Causing bodily harm with intent:

(a) Wound, maim, disfigure (S. 216(a) C.C.)

(b) Endanger the life (S. 216(b) C.C.)

(c) Prevent arrest or detention (S. 216(c) C.C.)

Administering noxious thing (poison) (S. 217(a) (b) C.C.)

Attempt to choke, suffocate or strangle (S. 218(a) C.C.)

Administers drugs (S. 218(b) C.C.)

Traps likely to cause bodily harm (S. 219(1) (2) C.C.)

Interfering with transportation facilities (S. 220 C.C.)

Assaults (not indecent).—Defined S. 230 C.C. Includes:

Common assault (S. 231(1) C.C.)

Causing bodily harm (S. 231(2) C.C.)

Assault with intent (S. 232(1) C.C.)

Public or peace officer (S. 232(2) (a) C.C.)

To resist arrest (S. 232(2) (b) C.C.)

Assault bailiff (S. 232(2) (c) C.C.)

To rescue goods seized (S. 232(2) (c) C.C.)

Robbery

Robbery.—S. 288, 289, 290 C.C.

Force or threat of force is a necessary ingredient in robbery whereas stealing from the person may be, and usually is, done secretly. Robbery includes stealing with violence, threats of violence, and while armed. Includes:

Robbery with violence (S. 288(b) C.C.)

Robbery (assault with intent) (S. 288(c) C.C.)

Armed robbery (S. 288(d) C.C.)

Robbery (S. 289 C.C.)

Stopping the mail (S. 290 C.C.)

The act of a pickpocket or snatching property from the person is not in itself robbery. In that case, there must be an injury done or a struggle for possession.

Breaking and Entering

Breaking and entering.—S. 292, 293 C.C.

"Break"—Definition (S. 268(a) C.C.)

"Entrance"—Definition (S. 294(a) and (b) C.C.)

"Place"—Definition (S. 292(4) C.C.)

Voies de fait

Blesser—Avec intention et causer des lésions corporelles.—Art. 216, 217, 218, 219, 220 C.c.

Il peut y avoir blessures avec ou sans arme ou instrument. Comprennent:

Causer des lésions corporelles avec intention:

(a) De blesser, mutiler ou défigurer (Art. 216(a) C.c.)

(b) De mettre la vie en danger (Art. 216(b) C.c.)

(c) D'empêcher l'arrestation ou la détention (Art. 216(c) C.c.)

Administrer une substance délétère (poison) (Art. 217(a) (b) C.c.)

Tentative d'étouffer, de suffoquer ou d'étrangler (Art. 218(a) C.c.)

Administrer des drogues (Art. 218(b) C.c.)

Trappes susceptibles de causer des lésions corporelles (Art. 219(1) (2) C.c.)

Nuire aux moyens de transport (Art. 220 C.c.)

Voies de fait (sauf attentat à la pudeur).—Définies à l'article 230 C.c. Comprennent:

Voies de fait simples (Art. 231(1) C.c.)

Causer des lésions corporelles (Art. 231(2) C.c.)

Voies de fait avec intention (Art. 232(1) C.c.)

Contre un fonctionnaire public ou un agent de la paix (Art. 232(2) (a) C.c.)

Pour résister à l'arrestation (Art. 232(2) (b) C.c.)

Voies de fait contre un huissier (Art. 232(2) (c) C.c.)

Pour recouvrer des biens saisis (Art. 232(2) (c) C.c.)

Voies qualifiées

Voies qualifiées.—Art. 288, 289, 290 C.c.

L'emploi de la violence ou de menaces de violence est un élément essentiel du vol qualifié, tandis que le vol de la personne peut être, et est ordinairement, accompli dans le secret. Le vol qualifié comprend le vol avec violence, avec menaces de violence, et pendant qu'on est armé. Comprennent:

Vol qualifié avec violence (Art. 288(b) C.c.)

Vol qualifié (voies de fait avec intention) (Art. 288(c) C.c.)

Vol à main armée (Art. 288(d) C.c.)

Vol qualifié (Art. 289 C.c.)

Arrêter la poste (Art. 290 C.c.)

Le filoutage (pickpocket) ou le vol qui se pratique en bousculant la personne qu'on veut dévaliser ne sont pas à proprement parler des vols qualifiés. Dans ce dernier cas, il doit y avoir blessure ou lutte pour la possession.

Introduction par effraction

Introduction par effraction.—Art. 292, 293 C.c.

"Effraction"—Définition (Art. 268(a) C.c.)

"Introduction"—Définition (Art. 294(a) et (b) C.c.)

"Endroit"—Définition (Art. 292(4) C.c.)

Includes:

Breaking and entering with intent (S. 292(1) (a) C.C.)
 Breaking and entering and committing (S. 292(1) (b) C.C.)
 Breaking out (S. 292(1) (c) C.C.)
 Being unlawfully in dwelling house (S. 293(1) C.C.)
 Cases of breaking into a motor vehicle are classified as thefts.

Hotel room, suite, motel room

One offence is counted for each room or suite which is registered to a guest.

Multiple dwellings, apartments, suites, house trailers

One offence is counted for each apartment, suite, etc., since each is considered a home.

Trains, box-cars, "Piggy-backs"

One offence is counted for any number of box-cars grouped in one location, even if several are broken into. Grouped in one location is defined as on the same spur or siding. The number of box-cars entered makes no difference.

Offices, warehouses

One offence is counted where the whole of the building is occupied by one firm.

Theft**Theft of motor vehicle. — S. 280(a), 281 C.C.)**

Includes all offences where a motor vehicle is taken without the consent of the owner.

Theft over \$50. — S. 276(1), 278(1), 280(a) C.C.)

Includes offences of thefts and attempted thefts over \$50. The recovery of stolen property does not clear an incident. Includes:

Theft by person required to account (S. 276(1) C.C.)
 Misappropriation of money (S. 278(1) C.C.)
 Theft over \$50 (S. 280(a) C.C.)

Theft \$50 and under. — S. 276(1), 278(1), 280(b) C.C.)

Includes thefts and attempted thefts where the alleged value does not exceed \$50. Includes:

Theft by person required to account (S. 276(1) C.C.)
 Misappropriation of money (S. 278(1) C.C.)
 Theft \$50 and under (S. 280(b) C.C.)

Comprennent:

Introduction par effraction dans un dessein criminel (Art. 292(1) (a) C.c.)
 Fait de s'introduire par effraction et de commettre un acte criminel (Art. 292(1) (b) C.c.)
 Sortie par effraction (Art. 292(1) (c) C.c.)
 Présence illégale dans une maison d'habitation (Art. 293(1) C.c.)
 Ne pas inclure les cas d'entrée par effraction dans un véhicule à moteur, car ils sont classés avec les vols.

Chambre d'hôtel, pièces en enfilade (suites), chambre de motel

Comptez une infraction par chambre ou pièce en enfilade qui est enregistrée au nom d'un hôte.

Logements multiples, appartements, pièces en enfilade, remorques (lorsque utilisées comme logements)

Comptez une infraction par appartement, pièce en enfilade, etc., car chacun est considéré comme un logement.

Trains, wagons couverts: service "rail-route" (piggy-backs)

Comptez une infraction seulement quel que soit le nombre de wagons couverts groupés en un même lieu, même si l'on s'est introduit avec effraction dans plusieurs wagons. Groupés en un même lieu — veut dire sur la même voie d'évitement.

Bureaux, entrepôts

Indiquez une infraction si tout l'édifice est occupé par une seule firme.

Vols**Vol de véhicule à moteur. — Art. 280(a), 281 C.c.)**

Inclure les cas où un véhicule à moteur a été pris sans le consentement du propriétaire.

Vol de plus de \$50. — Art. 276(1), 278(1), 280(a) C.c.)

Inclure les infractions de vol et de tentatives de vol de plus de \$50. Le recouvrement de biens volés ne classe pas une affaire. Comprend:

Vol par une personne tenue de rendre compte (Art. 276(1) C.c.)
 Distraction de fonds (Art. 278(1) C.c.)
 Vol de plus de \$50 (Art. 280(a) C.c.)

Vol de \$50 et moins. — Art. 276(1), 278(1), 280(b) C.c.)

Inclure les vols et les tentatives de vol lorsque la valeur alléguée ne dépasse pas \$50. Comprend:

Vol par une personne tenue de rendre compte (Art. 276(1) C.c.)
 Distraction de fonds (Art. 278(1) C.c.)
 Vol de \$50 et moins (Art. 280(b) C.c.)

Have Stolen Goods

Having in possession property obtained by crime.—S. 296(a), 298(1) (a), 299 C.C.

The offences formerly known as "receiving" and "retaining" have been abolished and replaced by a new offence "having in possession property obtained by crime". Includes:

Having in possession property obtained by crime (S. 296(a) C.C.)
 Unlawfully having mail in possession (S. 298(1) (b) C.C.)
 Having in possession stolen goods brought into Canada (S. 299 C.C.)
 Bringing stolen property into Canada (S. 299 C.C.)

Frauds

Frauds.—False pretences, forgery, uttering, fraud and all related offences as defined in the Criminal Code. Includes:

Criminal breach of trust (S. 282 C.C.)
 False pretences (S. 304 to 308 C.C. (incl.))
 Forgery and uttering (S. 310, 311, 312, 313, 317, 318 C.C.)
 False telegrams, etc. (S. 314, 315 C.C.)
 Counterfeiting revenue stamps (S. 319 C.C.)
 Destroying or falsifying documents (S. 320, 321 C.C.)
 Frauds (S. 323 to 333 C.C. (incl.))
 Fraud on creditors (S. 335 C.C.)
 Fraud in relation to fares (S. 336 C.C.)
 Mining frauds (S. 337 and 339 C.C.)
 Falsification of books and documents (S. 340 to 345 C.C. (incl.))
 Personation with intent (S. 346, 347, 348 C.C.)
 Trade mark forgery and frauds, etc. (S. 349 to 356 C.C. (incl.))

Prostitution

Prostitution.—Prostitutes, night-walkers, bawdy-houses, procuring and related offences as defined in the Criminal Code. Includes:

Procuring or permitting defilement (S. 155, 156 C.C.)
 Prostitute or night-walker (S. 164(1) (c) C.C.)
 Bawdy-houses (S. 182 C.C.)
 Transportation to bawdy-house (S. 183 C.C.)
 Procuring, including living on avails, etc. (S. 184 C.C.)

Avoir en sa possession

Avoir en sa possession des biens criminellement obtenus.—Art. 296(a), 298(1) (b), 299 C.c.

L'infraction connue autrefois sous "recel d'objets volés" a été remplacée par une nouvelle désignation, "avoir en sa possession des biens criminellement obtenus". Comprend:

Avoir en sa possession des biens criminellement obtenus (Art. 296(a) C.c.)
 Avoir illégalement du courrier en sa possession (Art. 298(1) (b) C.c.)
 Avoir en sa possession des objets volés et apportés au Canada (Art. 299 C.c.)
 Apporter des objets volés au Canada (Art. 299 C.c.)

Fraudes

Fraudes.—Escroqueries, faux, usage de faux, fraude et toutes les autres infractions similaires telles que les définit le Code criminel. Comprend:

Abus de confiance criminel (Art. 282 C.c.)
 Escroquerie (faux prétexte) (Art. 304 à 308 C.c. (incl.))
 Faux et usage de faux (Art. 310, 311, 312, 313, 317, 318 C.c.)
 Faux télégrammes, etc. (Art. 314, 315 C.c.)
 Contrefaçon des timbres de revenu (Art. 319 C.c.)
 Destruction et détérioration de documents (Art. 320, 321 C.c.)
 Fraudes (Art. 323 à 333 C.c. (incl.))
 Fraude des créanciers (Art. 335 C.c.)
 Fraude en matière de prix de passage (Art. 336 C.c.)
 Fraudes en matière de mine (Art. 337 et 339 C.c.)
 Falsification de livres et documents (Art. 340 à 345 C.c. (incl.))
 Supposition intentionnelle de personnes (Art. 346, 347, 348 C.c.)
 Fraudes et contrefaçon de marques de commerce, etc. (Art. 349 à 356 C.c. (incl.))

Prostitution

Prostitution.—Prostituées, coureuses de nuit, maisons de débauche, entremetteurs et infractions similaires telles que les définit le Code criminel. Comprend:

Causer et permettre le défloremment (Art. 155, 156 C.c.)
 Prostituée ou coureuse de nuit (Art. 164(1) (c) C.c.)
 Maisons de débauche (Art. 182 C.c.)
 Transport à des maisons de débauche (Art. 183 C.c.)
 Entremetteurs, y compris ceux qui vivent des produits de la prostitution (Art. 184 C.c.)

Gaming and Betting

Gaming and betting.—Lottery, gaming and related offences as defined in the Criminal Code. Includes:

Gaming and betting houses (S. 176 C.C.)
 Betting, book-making, etc. (S. 177 C.C.)
 Lotteries, etc. (S. 179 C.C.)
 Gambling in public conveyances (S. 180 C.C.)

Cheating at play (S. 181 C.C.)

Offensive Weapons

Offensive weapons.—As defined in the Criminal Code. Includes:

Placing or possession of explosive with intent (S. 79, 80 C.C.)

Possession of weapon (S. 82 C.C.)
 Carrying weapons, etc. (S. 83, 84, 85 C.C.)
 Pointing firearm (S. 86 C.C.)
 While attending public meeting (S. 87 C.C.)
 Sale, barter, etc. to minors (S. 88(1) C.C.)

Spring-knives (S. 88(3) C.C.)
 Unauthorized issue of permits (S. 89 C.C.)
 Unregistered firearms, etc. (S. 90 C.C.)
 Retail transactions in firearms (S. 91(1) C.C.)

Other Criminal Code Offences

Includes all other offences under the Criminal Code not specified, except traffic offences.

Federal Statutes

Includes offences under Federal Statutes except traffic offences and the Narcotic Control Act, and offences under the Controlled Drugs part of the Food and Drug Act, which are reported exclusively by the RCMP to avoid duplication.

Provincial Statutes

Includes offences under Provincial Statutes except traffic.

Municipal By-laws

Includes offences under Municipal By-laws except traffic.

Jeu et paris

Jeu et paris.—Loterie, jeux et infractions similaires telles que les définit le Code criminel. Comprend:

Maisons de jeux et de paris (Art. 176 C.c.)
 Gageure, bookmaking, etc. (Art. 177 C.c.)
 Loteries, etc. (Art. 179 C.c.)
 Jeu dans un véhicule, etc., servant de moyen de transport public (Art. 180 C.c.)
 Tricher au jeu (Art. 181 C.c.)

Armes offensives

Armes offensives.—Comme le définit le Code criminel. Comprend:

Placer ou posséder une substance explosive avec intention de causer des blessures ou des dommages (Art. 79, 80 C.c.)
 Possession d'armes offensives (Art. 82 C.c.)
 Port d'armes offensives, etc. (Art. 83, 84, 85 C.c.)
 Braquer une arme à feu (Art. 86 C.c.)
 À une assemblée publique (Art. 87 C.c.)
 Vente, don en troc, etc. à des mineurs (Art. 88(1) C.c.)
 Couteaux à ressorts (Art. 88(3) C.c.)
 Délivrance non autorisée de permis (Art. 89 C.c.)
 Armes à feu non enregistrées, etc. (Art. 90 C.c.)
 Opérations d'achats et de ventes au détail d'armes à feu (Art. 91(1) C.c.)

Autres infractions au Code criminel

Inclure les infractions relevant du Code criminel qui ne sont pas précisées, sauf les infractions aux règlements de la circulation.

Lois fédérales

Inclure les infractions relevant des lois fédérales, excepté les infractions aux règlements de la circulation, les infractions à la Loi sur les stupéfiants et celles qui relèvent de la partie de la Loi sur les aliments et drogues qui traite du contrôle des drogues, car, pour éviter toute duplication, ces infractions sont déclarées uniquement par la G.R.C.

Lois provinciales

Inclure les infractions relevant des lois provinciales, sauf celles qui regardent la circulation.

Règlements municipaux

Inclure les infractions relevant des règlements municipaux, sauf celles qui concernent la circulation.

**APPENDIX II. ALPHABETICAL LIST OF MUNICIPAL POLICE DEPARTMENTS IDENTIFIED BY GROUP SIZE
AND SPECIFYING COMBINED POLICE AND FIRE DEPARTMENTS**

**APPENDICE II. LISTE ALPHABÉTIQUE DES SÛRETÉS MUNICIPALES IDENTIFIÉES PAR LEUR TAILLE DE GROUPE,
AVEC MENTION DES SERVICES COMMUNS DE POLICE ET D'INCENDIE**

Group number — Numéro du groupe	Population	Number of municipal police departments — Nombre de sûretés municipales
1 and — et 2	250,000 and over — et plus	8
3	100,000 to — à 250,000	7
4	50,000 to — à 100,000	30
5	25,000 to — à 50,000	54
6	10,000 to — à 25,000	131
7	5,000 to — à 10,000	153
8	2,500 to — à 5,000	195
9	750 to — à 2,500	229

Place — Localité	Group size — Taille de groupe	Place — Localité	Group size — Taille de groupe	Place — Localité	Group size — Taille de groupe
Acton, Ont. (OPP)	8	Belle River, Ont. (OPP)	7	Cardinal, Ont.	9
Acton Vale, P.Q.	8	Belleville, Ont.	5	Cardston, Alta.	8
Ajax, Ont.	7	Beloell, P.Q.	7	Carleton Place, Ont.	8
Albani, B.C. (RCMP) ¹	8	Bertie, Ont. (twp.)	7	Carman, Man. (RCMP)	9
Alberton, P.E.I. ²	9	Berwick, N.S.	9	Carrot River, Sask.	9
Alexandria, Ont.	8	Bienfait, Sask.	9	Casselton, Ont. (OPP) ³	9
Alliston, Ont.	8	Biggar, Sask. (RCMP)	8	Castor, Alta. ¹	9
Alma, P.Q. ²	6	Birtle, Man.	9	Central Saanich, B.C. (Dist. Mun.)	8
Almonte, Ont. (OPP)	8	Black Lake, P.Q.	7	Chambly, P.Q.	6
Altona, Man.	8	Blairmore, Alta. (RCMP)	9	Chandler, P.Q. ³	8
Amherst, N.S.	6	Blenheim, Ont. (OPP)	8	Chapais, P.Q.	8
Amherstburg, Ont.	8	Blind River, Ont.	8	Chapleau, Ont. (twp.) ²	8
Amos, P.Q.	7	Bois-des-Filion, P.Q. ²	7	Charlesbourg, P.Q.	5
Amqui, P.Q.	7	Boissevain, Man.	9	Charleswood, Man. (RCMP)	7
Ancaster, Ont. (twp.)	6	Bolton, Ont. ¹	9	Charlottetown, P.E.I.	6
Anderdon, Ont. (twp.)	8	Bonnyville, Alta.	9	Châteauguay, P.Q.	6
Anjou, P.Q. ²	5	Borden, P.E.I.	9	Châteauguay-Centre, P.Q.	6
Annapolis Royal, N.S.	9	Bothwell, Ont. ²	9	Chatham, N.B. (RCMP)	7
Antigonish, N.S.	8	Boucherville, P.Q. ²	7	Chatham, Ont.	5
Armstrong, B.C. (RCMP)	9	Bourlamaque, P.Q.	8	Chelmsford, Ont. ³	8
Arnprior, Ont.	7	Bowmanville, Ont.	7	Chemainus, B.C. (RCMP) (Dist. Mun.)	7
Arthabaska, P.Q.	8	Bracebridge, Ont.	8	Chesley, Ont.	9
Arthur, Ont.	9	Bradford, Ont.	9	Chesterville, Ont.	9
Arvida, P.Q.	6	Brampton, Ont.	5	Chibougamau, P.Q. ^{1,2}	7
Asbestos, P.Q. ²	6	Brandon, Man.	5	Chicoutimi, P.Q. ²	5
Assiniboia, Sask. (RCMP)	8	Bramford, Ont.	4	Chicoutimi-Nord, P.Q. ²	6
Assiniboia, Man. (Rural Mun.)	6	Bramford, Ont. (OPP) (twp.)	7	Chilliwack, B.C. (RCMP)	7
Athabaska, Alta. ¹	9	Bridgeport, Ont.	9	Chilliwack, B.C. (Dist. Mun.)	6
Athens, Ont.	9	Bridgetown, N.S.	9	(RCMP)	6
Atikokan, Ont. (twp.)	7	Bridgewater, N.S.	8	Chinguacousy, Ont. (twp.)	6
Aurora, Ont.	6	Brighton, Ont.	8	Chippawa, Ont. (OPP)	8
Aylmer, Ont.	8	Brockville, Ont.	6	Churchbridge, Sask.	9
Aylmer, P.Q.	7	Bromptonville, P.Q.	8	Claresholm, Alta. (RCMP)	8
Ayr, Ont.	9	Brooks, Alta., (RCMP)	8	Clark's Harbour, N.S.	9
		Brossard, P.Q.	6	Clinton, Ont.	8
		Buckingham, P.Q.	7	Cloverdale, B.C. (RCMP)	4
		Burlington, Ont.	4	Coaldale, Alta.	8
		Burnaby, B.C. (RCMP) (Dist. Mun.)	3	Coaticook, P.Q.	7
Bagotville, P.Q. ³	7			Cobalt, Ont. (OPP)	9
Baie-Comeau, P.Q. ²	6			Cobourg, Ont.	6
Baie-d'Urfé, P.Q.	8			Cochrane, Ont. (OPP)	8
Baie-St-Paul, P.Q.	8			Colborne, Ont. ³	9
Bala, Ont. (OPP) ¹	9	Cabano, P.Q. ²	8	Colchester South, Ont. (twp.)	8
Balmerton, Ont. (OPP) ¹	9	Cadillac, P.Q.	9	Collingwood, Ont.	7
Bancroft, Ont. (OPP) ¹	8	Caledonia, Ont.	8	Consort, Alta.	9
Barrhead, Alta.	8	Calgary, Alta.	2	Copper Cliff, Ont.	6
Barrie, Ont.	6	Calvert, Ont. (twp.) ²	7	Corner Brook, Nfld. (RCMP)	5
Barry's Bay, Ont. ²	9	Campbellford, Ont.	8	Cornwall, Ont.	5
Bassano, Alta. ¹	9	Campbell River, B.C. (RCMP)	7	Côte-St-Catherine, P.Q.	8
Bathurst, N.B.	6	Campbellton, N.B. (RCMP)	6	Côte-St-Luc, P.Q.	6
Battleford, Sask. (RCMP)	9	Camrose, Alta.	7	Courtenay, B.C. (RCMP)	8
Beaconsfield, P.Q. ²	6	Candiac, P.Q. ²	8	Courville, P.Q.	7
Beamsville, Ont.	8	Cannington, Ont.	9	Cowanville, P.Q. ²	6
Beauceville-Est, P.Q.	9	Canora, Sask. (RCMP)	8	Craik, Sask. (RCMP)	9
Beauharnois, P.Q. ²	7	Canso, N.S.	9	Cranbrook, B.C. (RCMP)	7
Beauport, P.Q. ¹	7	Cap-de-la-Madeleine, P.Q. ²	5	Creighton, Sask.	9
Beauséjour, Man. (RCMP)	8	Capreol, Ont.	8	Crystal Beach, Ont. (OPP) ²	9
Beaverton, Ont. ²	9	Carberry, Man. (RCMP)	9		

See footnotes at end of list.

Voir renvois à la fin de la liste.

Place - Localité	Group size - Taille de groupe	Place - Localité	Group size - Taille de groupe	Place - Localité	Group size - Taille de groupe
Dalhousie, N.B. (RCMP)	7	Fort William, Ont.	5	Kelowna, B.C. (RCMP)	6
Danville, P.Q.	8	Frankford, Ont.	9	Kemptville, Ont.	9
Darimouth, N.S.	4	Fredericton, N.B.	6	Kénogami, P.Q. ¹	6
Dauphin, Man. (RCMP)	7	Gagnon, P.Q.	8	Kenora, Ont.	6
Davidson, Sask.	9	Gall, Ont.	5	Kensington, P.E.I. ¹	9
Dawson Creek, B.C. (RCMP)	6	Gananoque, Ont.	7	Kestville, N.S.	8
Deep River, Ont.	7	Gaspé, P.Q.	8	Killarney, Man. (RCMP)	9
Delhi, Ont.	8	Gatineau, P.Q.	6	Kimberley, B.C. (RCMP)	7
Deloraine, Man.	9	Georgetown, Ont.	6	Kincardine, Ont.	8
Delson, P.Q. ¹	8	Georgina, Ont. (twp.)	7	Kindersley, Sask. (RCMP)	8
Delta, B.C.	6	Geraldton, Ont. (OPP)	8	King, Ont. (twp.)	6
Desbiens, P.Q.	9	Giffard, P.Q. ¹	6	Kingston, Ont.	4
Deschênes, P.Q.	9	Gilbert Plains, Man.	9	Kingsville, Ont.	8
Deseronto, Ont.	9	Gimli, Man. (RCMP)	8	Kitchener, Ont.	4
Deux Montagnes, P.Q.	7	Glace Bay, N.S.	6	Kitimat, B.C. (Dist. Mun.) (RCMP)	6
Devon, Alta.	9	Gladstone, Man.	9		
Didsbury, Alta. ¹	9	Glenboro, Man. ¹	9		
Dieppe, N.B.	8	Gloucester, Ont. (twp.)	6		
Digby, N.S.	9	Goderich, Ont.	7	Labrador City, Nfld. (RCMP)	7
Dolbeau, P.Q. ¹	7	Gosfield South, Ont. (twp.) (OPP)	8	Lachine, P.Q.	5
Dollard-des-Ormeaux, P.Q.	6	Granby, P.Q. ¹	5	Lachute, P.Q.	6
Dominion, N.S.	8	Grand Bend, Ont. (OPP) ¹	9	Lac-Mégantic, P.Q.	7
Donnacoona, P.Q. ¹	7	Grande Prairie, Alta. (RCMP)	6	Lacombe, Alta.	8
Dorion, P.Q. ¹	7	Grand Falls, N.B.	8	Lafèche, P.Q.	6
Dorval, P.Q. ¹	6	Grand Forks, B.C., (RCMP)	9	Lakefield, Ont.	9
Drayton Valley, Alta.	8	Grand-Mère, P.Q. ¹	6	La Malbaie, P.Q.	8
Dresden, Ont.	9	Grandview, Man. ¹	9	Langenburg, Sask.	9
Drumheller, Alta. (RCMP)	7	Gravelbourg, Sask. (RCMP)	9	Langley, B.C. (RCMP)	8
Drummondville, P.Q. ¹	5	Gravenhurst, Ont.	8	Langley, B.C. (twp.) (RCMP)	6
Drummondville, Sud, P.Q.	7	Greenfield Park, P.Q.	6	La Pocatière, P.Q. ¹	8
Dryden, Ont.	7	Grimby, Ont.	7	La Prairie, P.Q.	7
Duberger, P.Q.	7	Guelph, Ont.	4	La Providence, P.Q.	8
Duncan, B.C. (RCMP)	8	Gull Lake, Sask. ¹	9	Larder Lake, Ont. (twp.) ¹	9
Dundas, Ont.	6	Owillimbury East, Ont. (twp.)	6	LaSalle, P.Q. ¹	5
Dunville, Ont.	7	Hagersville, Ont.	9	LaSarre, P.Q.	8
Duparquet, P.Q.	9	Halleybury, Ont.	8	L'Assomption, P.Q.	8
Durham, Ont.	9	Halifax, N.S.	4	La Tuque, P.Q. ¹	6
		Hamilton, Ont.	2	Lauzon, P.Q.	6
		Hampstead, P.Q. ¹	7	Laval, P.Q.	3
		Haney, B.C. (RCMP)	6	Leamington, Ont.	7
		Hanna, Alta.	8	Leduc, Alta.	8
East Angus, P.Q. ¹	7	Hanover, Ont.	8	LeMoine, P.Q. ¹	7
East Kildonan, Man.	5	Hantsport, N.S.	9	Lennoxville, P.Q.	8
East St. Paul, Man.	9	Harriston, Ont.	9	Léry, P.Q.	8
Eastview, Ont.	5	Harrow, Ont. (OPP)	9	Lethbridge, Alta.	5
Eckville, Alta.	9	Hartland, N.B.	9	Lévis, P.Q. ¹	6
Edmonton, Alta.	2	Hastings, Ont.	9	Lincoln County, Ont.	9
Edmondston, N.B. ¹	6	Hauterive, P.Q.	6	Lindsay, Ont.	6
Edson, Alta.	7	Hawkesbury, Ont.	7	Listowel, Ont.	8
Elk Point, Alta. (RCMP)	9	Hearst, Ont.	8	Liverpool, N.S.	8
Elliot Lake, Ont. (twp.)	7	Herbert, Sask.	9	Lloydminster, Sask. (RCMP)	7
Elmira, Ont.	8	Hespeler, Ont.	7	Lockport, N.S.	9
Elora, Ont. ¹	9	High Prairie, Alta. (RCMP)	8	London, Ont.	3
Enderby, B.C. (RCMP)	9	High River, Alta. (RCMP)	9	Longueuil, P.Q.	5
Englehart, Ont. ¹	9	Hinton, Alta.	8	Loretteville, P.Q.	7
Espanola, Ont.	7	Hudson Bay, Sask. (RCMP)	9	Lorraine, P.Q.	8
Esquimalt, B.C. (twp.)	6	Hull, P.Q.	4	Louisburg, N.S.	9
Essa, Ont. (twp.)	8	Hull Est, P.Q. ¹	7	Louiseville, P.Q. ¹	8
Essex, Ont.	8	Humberstone, Ont. (twp.)	8	Lucerne, P.Q.	7
Esterhazy, Sask.	9	Humboldt, Sask. (RCMP)	8	Lucknow, Ont.	9
Estevan, Sask.	7	Huntingdon, P.Q.	8	Lunenburg, N.S.	8
Eton, Sask. (RCMP)	9	Huntsville, Ont.	8	Lynn Lake, Man. (RCMP)	9
Exeter, Ont.	8				
		Iberville, P.Q.	7	Macamic, P.Q.	9
		Ile-Perrot, P.Q. ¹	8	Magog, P.Q. ¹	6
Fairview, Alta. (RCMP)	9	Indian Head, Sask. (RCMP)	9	Mahone Bay, N.S.	9
Falconbridge, Ont. (twp.)	9	Ingersoll, Ont.	7	Mallardville, B.C. (Dist. Mun.) (RCMP)	5
Falher, Alta.	9	Innisfail, Alta. (RCMP)	8		
Farnham, P.Q. ¹	7	Innisfil, Ont. (twp.)	7	Malartic, P.Q.	7
Fergus, Ont.	8	Inverness, N.S. (RCMP)	9	Malden, Ont. (twp.) (OPP)	9
Fernie, B.C. (RCMP)	8	Iroquois, Ont. (OPP) ¹	9	Manitou, Man.	9
Flin Flon, Man. (RCMP)	6	Iroquois Falls, Ont.	9	Maniwaki, P.Q.	7
Flowers Cove, Nfld. (RCMP)	9			Maple Creek, Sask. (RCMP)	9
Foam Lake, Sask. (RCMP)	9	Jacques-Cartier, P.Q.	4	Marathon, Ont. (Imp. Dist.)	8
Fonthill, Ont. (OPP)	8	Jarvis, Ont.	9	Marieville, P.Q.	7
Forest, Ont. ¹	9	Joliette, P.Q.	6	Markham, Ont.	7
Forestville, P.Q. ¹	9	Jonquière, P.Q. ¹	5	Markham, Ont. (twp.)	6
Fort Erie, Ont.	7			Marysville, N.S.	8
Fort Frances, Ont.	7	Kamloops, B.C. (RCMP)	6	Matagami, P.Q.	8
Fort Garry, Man.	6	Kamsack, Sask. (RCMP)	8	Matane, P.Q. ¹	6
Fort MacLeod, Alta. (RCMP)	8	Kapuskasing, Ont.	6	Matheson, Ont. ¹	9
Fort McMurray, Alta. (RCMP)	7	Keewatin, Ont.	9	Matsqui, B.C. (Dist. Mun.)	6
Fort Qu'Appelle, Sask. (RCMP)	9			Mattawa, Ont. ¹	8
Fort Saskatchewan, Alta.	8				

See footnotes at end of list.

Voir renvois à la fin de la liste.

Place - Localité	Group size - Taille de groupe	Place - Localité	Group size - Taille de groupe	Place - Localité	Group size - Taille de groupe
Maxville, Ont. (OPP) ³	9	Onaping, Ont. (Imp. Dist.)	9	Richmond, P.Q. ²	8
McGarry, Ont. (twp.)	9	Orangeville, Ont.	7	Richmond, B.C. (twp.) (RCMP)	4
McLennan, Alta.	9	Orillia, Ont.	6	Richmond Hill, Ont.	6
Meadow Lake, Sask. (RCMP)	8	Oromocto, N.B. (RCMP)	6	Ridgetown, Ont. (OPP)	8
Meaford, Ont.	8	Orsainville, P.Q.	7	Rigaud, P.Q.	8
Medicine Hat, Alta.	5	Oshawa, Ont.	4	Rimbey, Alta.	9
Meiford, Sask. (RCMP)	8	Ottawa, Ont.	2	Rimouski, P.Q. ³	5
Melita, Man. (RCMP)	9	Outlook, Sask. (RCMP)	9	Rivers, Man.	9
Melville, Sask. (RCMP)	7	Outremont, P.Q.	5	Rivière-du-Loup, P.Q. ²	6
Mersea, Ont. (twp.)	8	Owen Sound, Ont.	6	Rivière-du-Moulin, P.Q.	8
Michipicoten, Ont. (twp.)	8	Oxbow, Sask.	9	Roberval, P.Q. ²	7
Middleton, N.S.	9	Oxford, N.S.	9	Roblin, Man.	9
Midland, Ont.	6			Rockcliffe Park, Ont. (OPP)	9
Midway, B.C. (RCMP)	9			Rock Island, P.Q.	9
Milltown, N.B.	9	Palmerston, Ont.	9	Rockland, Ont.	8
Milton, Ont.	7	Paris, Ont.	9	Rocky Mountain House, Alta.	8
Minnedosa, Man. (RCMP)	9	Parkdale, P.E.I.	7	Rosemere, P.Q. ²	7
Mission, B.C. (Dist. Mun.)	7	Parkhill, Ont. (OPP) ³	9	Rosetown, Sask. (RCMP)	8
Mississauga, Ont.	3	Parsonsburg, N.S.	9	Roseland, B.C. (RCMP)	8
Mistassini, P.Q. ²	8	Parry Sound, Ont.	7	Rosthern, Sask.	9
Mitchell, Ont.	9	Peace River, Alta. (RCMP)	8	Rothsay, N.B.	9
Moncton, N.B.	5	Pelham, Ont. (twp.)	7	Rouyn, P.Q.	6
Mont-Joli, P.Q. ²	7	Pembroke, Ont.	6	Roxboro, P.Q.	7
Mont-Laurier, P.Q.	7	Penetanguishene, Ont.	7	Russell, Man.	9
Montmagny, P.Q. ²	6	Penticton, B.C. (RCMP)	6		
Montmorency, P.Q. ²	7	Perth, Ont.	7		
Montréal, P.Q.	1	Peterborough, Ont.	4	Saanich, B.C. (Dist. Mun.)	4
Montréal, Est, P.Q. ²	7	Petrolia, Ont.	8	Sackville, N.B.	8
Montréal-Nord, P.Q.	4	Pickering, Ont. (twp.)	5	St-Adèle, P.Q.	7
Montréal-Ouest, P.Q. ²	7	Pictou, Ont.	7	St-Agathe-des-Monts, P.Q. ²	7
Moose Jaw, Sask.	5	Pictou, N.S. (RCMP)	8	St. Albert, Alta. (RCMP)	7
Moosomin, Sask. (RCMP)	9	Picture Butte, Alta.	8	St. Andrews, N.B. (RCMP)	9
Morden, Man.	8	Pierrefonds, P.Q. ²	5	St-Anne-de-Belleve, P.Q.	8
Morinville, Alta.	9	Pinawa, Man. (RCMP)	9	St. Boniface, Man.	5
Morris, Man.	9	Pincher Creek, Alta. ²	8	St. Bruno-de-Montarville, P.Q. ²	6
Morrisburg, Ont. ²	9	Pincoy, P.Q.	7	St. Catharines, Ont.	4
Mount Forest, Ont.	8	Pine Falls, Man.	9	St-Césaire, P.Q.	8
Mountjoy, Ont. (twp.) ²	8	Piessisville, P.Q.	7	St. Clair Beach, Ont.	9
Mount Royal, P.Q.	6	Pointe-Gatineau, P.Q. ²	6	St. Clements, Man.	9
Mulgrave, N.S.	9	Pointe-aux-Trembles, P.Q. ²	5	St-David, P.Q.	7
Murdochville, P.Q.	8	Pointe Claire, P.Q.	5	St. Eleanors, P.E.I.	9
		Point Edward, Ont.	8	St-Eustache, P.Q.	7
		Ponoka, Alta.	8	St-Félicien, P.Q. ²	7
		Portage la Prairie, Man. (RCMP)	6	St-Foy, P.Q. ²	5
Nanaimo, B.C. (RCMP)	6	Port Albert, B.C. (RCMP)	6	St-Genevieve, P.Q.	8
Napanee, Ont.	8	Port Alfred, P.Q. ²	7	St. George, N.B.	9
Napanee, Ont. (twp.) (OPP)	8	Port Arthur, Ont.	5	St-Georges-Est, P.Q.	7
Neelon and Garson, Ont. (twps.)	7	Port-Cartier, P.Q. ²	8	St-Georges-Ouest, P.Q.	7
Neepawa, Man.	8	Port Colborne, Ont.	6	St-Hubert, P.Q.	6
Nelson, B.C.	6	Port Coquitlan, B.C. (RCMP)	6	St-Hyacinthe, P.Q.	5
Nepean, Ont. (twp.)	5	Port Credit, Ont.	7	St. James, Man.	5
Newcastle, N.B.	7	Port Dover, Ont.	8	St-Jean, P.Q.	5
New Glasgow, N.S.	6	Port Elgin, N.B. ²	9	St-Jean-Eudes, P.Q. ²	8
New Hamburg, Ont.	9	Port Elgin, Ont.	9	St-Jérôme, P.Q. ²	5
New Liskeard, Ont.	7	Port Hawkesbury, N.S. (RCMP)	8	Saint John, N.B.	4
Newmarket, Ont.	7	Port Hope, Ont.	7	St. John's, Nfld.	4
New Waterford, N.S.	6	Port McNicoll, Ont.	9	St-Joseph-de-Sorel, P.Q. ²	8
New Westminster, B.C.	5	Port Moody, B.C.	7	St-Jovite, P.Q.	8
Niagara, Ont.	8	Port Perry, Ont. ²	8	St-Lambert, P.Q. ²	6
Niagara Falls, Ont.	4	Port Rowan, Ont. ²	8	St-Laurent, P.Q. ²	4
Niagara Parks Commission, Ont.	9	Port Stanley, Ont. (OPP) ²	9	St. Leonard, N.B.	9
Nicolet, P.Q. ²	7	Powell River, B.C. (RCMP)	6	St-Léonard-de-Port-Maurice, P.Q. ²	6
Nipawin, Sask.	8	Prescott, Ont.	7	St-Marie, P.Q.	8
Nipigon, Ont. (OPP)	8	Preston, Ont.	6	St. Mary's, Ont.	8
Noranda, P.Q.	6	Prince Albert, Sask.	5	St-Michel, P.Q.	4
Norfolk County, Ont.	9	Prince George, B.C. (RCMP)	5	St. Paul, Alta. (RCMP)	8
North Battleford, Sask.	6	Prince Rupert, B.C. (RCMP)	6	St-Pierre, P.Q. ²	7
North Bay, Ont.	6	Provost, Alta. ²	9	St-Pierre, Man.	9
North Cowichan, (Dist.) B.C. (RCMP)	7			St-Raymond, P.Q.	8
North Grimsby, Ont. (twp.)	7	Québec, P.Q.	3	St. Romuald d'Etchemin, P.Q.	7
North Gwillimbury, Ont. (twp.)	7			St-Sauveur-des-Monts, P.Q. ²	8
North Kildonan, Man.	6			St-Stephen, N.B.	8
North Rustico, P.E.I. ²	9	Radville, Sask. (RCMP)	9	St-Thérèse, P.Q. ²	6
North Sidney, N.S.	7	Rainy River, Ont. ²	9	St-Thérèse de Blainville, P.Q.	7
North Vancouver, B.C. (RCMP)	5	Rawdon, P.Q. ²	9	St. Thomas, Ont.	6
North Vancouver, B.C. (Dist. Mun.)	5	Raymond, Alta. ²	9	St-Tite, P.Q.	8
RCMP)	5	Redcliff, Alta.	9	St-Vital, Man.	5
Norwich, Ont.	9	Red Deer, Alta. (RCMP)	5	Salmon Arm, B.C. (RCMP)	8
Notre Dame de Lorette, P.Q.	6	Red Rock, Ont. (Imp. Dist.)	9	Saltfleet, Ont. (twp.)	6
		Regina, Sask.	3	Sandwich West, Ont. (twp.)	7
Oak Bay, B.C. (Dist. Mun.)	6	Renfrew, Ont.	7	Sarnia, Ont.	4
Oakville, Ont.	4	Repenigny, P.Q.	6	Sarnia, Ont. (twp.)	7
Olds, Alta. (RCMP)	8	Revelstoke, B.C. (RCMP)	7	Saskatoon, Sask.	3
O'Leary, P.E.I.	9	Richmond, Ont.	9		

See footnotes at end of list.

Voir renvois à la fin de la liste.

Place - Localité	Group size - Taille de groupe	Place - Localité	Group size - Taille de groupe	Place - Localité	Group size - Taille de groupe
Sault Ste. Marie, Ont.	4	Teck, Ont. (twp.)	6	Virten, Man. (RCMP)	8
Schefferville, P.Q.	8	Tecumseh, Ont. (OPP)	8	Vulcan, Alta.	9
Schreiber, Ont.	9	Temiskaming, P.Q.	8		
Seaford, Ont.	9	Templeton, P.Q.	8		
Selkirk, Man. (RCMP)	7	Terrace, B.C. (RCMP)	7	Wadena, Sask. (RCMP)	9
Senneterre, P.Q.	8	Terrace Bay, Ont. (twp.)	9	Wainfleet, Ont. (twp.)	8
Senneville, P.Q.	9	Terrebonne, P.Q.	7	Wainwright, Alta. (RCMP)	8
Sept-Îles, P.Q.	6	Thamesville, Ont. ¹	9	Waldheim, Sask.	9
Shanavon, Sask. (RCMP)	8	Theford, Ont. (OPP) ¹	9	Walkerton, Ont.	8
Shawinigan, P.Q. ²	5	The Pas, Man. (RCMP)	7	Wallaceburg, Ont.	6
Shawinigan-Sud, P.Q. ²	6	Thessalon, Ont. ²	9	Wasaga Beach, Ont. (OPP) ³	9
Shediac, N.B.	8	Thetford Mines, P.Q. ³	6	Waterdown, Ont. ³	9
Shelburne, N.S.	8	Thompson, Man. (RCMP)	6	Waterford, Ont.	9
Shelburne, Ont.	9	Thornbury, Ont.	9	Waterloo, P.Q.	7
Sherbrooke, P.Q.	4	Thorold, Ont.	6	Waterloo, Ont.	5
Sherwood Park, Alta. (RCMP)	7	Thurso, P.Q.	8	Waterloo, Ont. (twp.)	7
Smiths Falls, Ont.	9	Tignish, P.E.I.	9	Waterville, P.Q.	9
Smooth Rock Falls, Ont.	9	Tilbury, Ont.	8	Wauford, Ont. (OPP) ¹	9
Sorel, P.Q. ³	6	Tillsonburg, Ont.	7	Watrous, Sask. (RCMP)	9
Souris, Man.	9	Timmins, Ont.	5	Watson, Sask.	9
Souris, P.E.I. (RCMP)	9	Tiny, Ont. (twp.) ³	9	Welland, Ont.	5
Southampton, Ont.	9	Tisdale, Sask. (RCMP)	8	Wellington, Ont.	9
Springshills, N.S.	7	Tisdale-Whitney, Ont. (twps.)	6	West Ferris, Ont. (twp.)	7
Squamish, B.C. (RCMP)	8	Tofield, Alta.	6	West Kildonan, Man.	6
Steinbach, Man.	7	Torbolton, Ont. (twp.)	9	Westlock, Alta.	8
Stellarton, N.S.	7	Toronto, Ont.	1	Westmount, P.Q. ³	5
Stettler, Alta. (RCMP)	8	Tracadie, N.B. (RCMP)	9	West Vancouver, B.C. (Dist. Mun.)	5
Stirling, Ont.	9	Tracy, P.Q.	6	Westville, N.S.	8
Stonewall, Man. (RCMP)	9	Trail, B.C. (RCMP)	6	Wetaskiwin, Alta. (RCMP)	7
Stoney Creek, Ont.	7	Transcona, Man.	6	Weyburn, Sask.	7
Stony Plain, Alta.	9	Trenton, N.S.	8	Wheatley, Ont. (OPP)	9
Stouffville, Ont.	8	Trenon, Ont.	6	Whitby, Ont.	6
Stratford, Ont.	6	Trois-Pistoles, P.Q. ³	7	Whitchurch, Ont. (twp.)	7
Strathroy, Ont.	7	Trois-Rivières, P.Q. ³	4	Whitecourt, Alta. (RCMP)	8
Streetsville, Ont.	7	Trois-Rivières Ouest, P.Q.	7	White Rock, B.C. (RCMP)	7
Sturgeon Falls, Ont.	7	Truro, N.S.	6	Whitewood, Sask.	9
Sudbury, Ont.	4	Tuxedo, Man.	9	Wlarton, Ont.	9
Sumas, B.C. (Dist. Mun.) (RCMP)	7	Tweed, Ont.	9	Wicksteed, Ont. (twp.) ³	9
Summerland, B.C. (RCMP)	8	Unity, Sask.	9	Widdifield, Ont. (twp.)	6
Summerside, P.E.I.	6	Uranium City, Sask. (RCMP)	9	Wilkie, Sask. (RCMP)	9
Sundre, Alta.	8	Uxbridge, Ont.	8	Winchester, Ont.	9
Sussex, N.B. (RCMP)	8	Val-d'Or, P.Q.	6	Windsor, N.S. (RCMP)	8
Sutton, Ont.	9	Valleyfield, P.Q. ³	5	Windsor, P.Q.	7
Swan Hills, Alta. (RCMP)	9	Valleyview, Alta.	9	Windsor, Ont.	3
Swan River, Man. (RCMP)	8	Vancouver, B.C.	2	Wingham, Ont.	8
Swift Current, Sask.	6	Vankleek Hill, Ont. ¹	9	Winkler, Man.	8
Sydney, N.S.	5	Vaughan, Ont. (twp.) ³	6	Winnipeg, Man.	2
Sydney Mines, N.S.	7	Vegreville, Alta. (RCMP)	8	Winnipeg Beach, Man. (RCMP)	9
		Verdon, P.Q.	4	Winnipegosis, Man.	9
		Vermillion, Alta. (RCMP)	8	Wolfville, N.S.	9
		Vernon, B.C. (RCMP)	6	Wolsley, Sask.	9
		Victoria, B.C.	4	Woodbridge, Ont.	9
		Victoriaville, P.Q.	6	Woodstock, N.B.	8
		Viking, Alta. ¹	9	Woodstock, Ont.	6
		Villeneuve, P.Q.	8	Wynyard, Sask.	9
		Ville Vanier, P.Q.	7		
Taber, Alta.	8			Yamouth, N.S.	7
Tavistock, Ont.	9			Yorkton, Sask. (RCMP)	6

¹ Indicates a non-contributor in 1967.

² Indicates combined police and fire department, however, fire department personnel and transport figures are not included in this report.

³ Were not required to report form "A".

⁴ Includes 240 police not assigned to a Division.

¹ N'ont rien déclaré en 1967.

² Signale des services communs de police et d'incendie. L'effectif et les moyens de transport ne figurent pas cependant sur les tableaux.

³ Ne sont pas requis à répondre à la formule "A".

⁴ Comprend 240 agents non assignés à une division.

**APPENDIX III. MUNICIPALITIES, TOWNSHIPS AND DISTRICTS INCLUDED IN THE TWELVE
SELECTED POLICE METROPOLITAN AREAS OF CANADA, 1967**

**APPENDIX III. MUNICIPALITÉS, TOWNSHIPS ET DISTRICTS COMPRIS DANS LES DOUZE
ZONES MÉTROPOLITAINES DE POLICE MUNICIPALE, 1967**

**Halifax Police Metropolitan Area – Zone métropoli-
taine de police d'Halifax:**

Dartmouth
Halifax

**Quebec Police Metropolitan Area – Zone métropoli-
taine de police de Québec:**

Beauport
Charlesbourg
Duberger
Giffard
Lauzon
Lévis
Québec
Ste. Foy
St. Romuald d'Etchemin
Sillery
Ville Vanier

**Montreal Police Metropolitan Area – Zone métropoli-
taine de police de Montréal:**

Baie-d'Urfé
Beaconsfield
Côte St. Luc
Dollard-des-Ormeaux
Dorval
Hampstead
Lachine
LaSalle
Montréal
Montréal-Est
Montréal-Nord
Montréal-Ouest
Mount Royal
Outremont
Pierrefonds
Pointe-Claire
Pointe-aux-Trembles
Roxboro
St-Léonard
Ste-Geneviève
Senneville
Verdun
Ville d'Anjou
Ville St-Laurent
Ville St-Michel
Ville St-Pierre
Westmount

**Ottawa Police Metropolitan Area – Zone métropoli-
taine de police d'Ottawa:**

Aylmer, P.Q.
Deschênes, P.Q.
Eastview, Ont.
Gatineau, P.Q.
Gloucester (twp.), Ont.
Hull, P.Q.
Nepean (twp.), Ont.
Ottawa, Ont.
Rockcliffe Park, Ont. (OPP) – (P.P.O.)
Templeton, P.Q.
Touraine, P.Q.

**Toronto Police Metropolitan Area – Zone métropoli-
taine de police de Toronto:**

Toronto

**Hamilton Police Metropolitan Area – Zone métropoli-
taine de police d'Hamilton:**

Ancaster (twp.)
Burlington
Caledonia
Dundas
Hamilton
Saltfleet (twp.)
Stoney Creek

**London Police Metropolitan Area – Zone métropoli-
taine de police de London:**

London

**Windsor Police Metropolitan Area – Zone métropoli-
taine de police de Windsor:**

Sandwich West (twp.)
Tecumseh (OPP) – (P.P.O.)
Windsor

**Winnipeg Police Metropolitan Area – Zone métropoli-
taine de police de Winnipeg:**

Charleswood, (Rur. Mun.) – (M.R.), (RCMP) –
(G.R.C.)
East Kildonan
Fort Garry (Rur. Mun.) – (M.R.)

North Kildonan (Rur. Mun.) - (M.R.)

St. Boniface

St. James

St. Vital

Transcona

Tuxedo

West Kildonan

Winnipeg

Assiniboia (Rur. Mun.) - (M.R.)

East St. Paul

Calgary Police Metropolitan Area - Zone métropolitaine de police de Calgary:

Calgary

Edmonton Police Metropolitan Area - Zone métropolitaine de police d'Edmonton:

Edmonton

Vancouver Police Metropolitan Area - Zone métropolitaine de police de Vancouver:

Burnaby District (RCMP) - (G.R.C.)

Maillardville (RCMP) - (G.R.C.)

New Westminster

North Vancouver (RCMP) - (G.R.C.)

North Vancouver District (RCMP) - (G.R.C.)

Port Moody

Richmond (twp.) (RCMP) - (G.R.C.)

Vancouver

Vancouver District

APPENDIX IV

DOMINION BUREAU OF STATISTICS

Judicial Section

FORM "C" - CRIME STATISTICS

Month of

Complete and return this copy to DBS in the enclosed envelope on or before the 15th of the month.

Date submitted

Signature of head of department

OFFENCES 1	Reported or known to police 2	Unfounded 3	Actual number 4	OFFENCES CLEARED		PERSONS CHARGED			
				By charge 5	Otherwise 6	Adults		Juveniles	
						Male 7	Fem. 8	Male 9	Fem. 10
01. Murder*									
03. Attempted Murder									
04. Manslaughter									
05. Rape									
06. Other Sexual Offences									
07. Wounding									
08. Assaults (not indecent)									
09. Robbery									
10. Breaking and Entering									
11. Theft - Motor Vehicle									
12. Theft over \$50									
13. Theft \$50 and under									
14. Have Stolen Goods									
15. Frauds									
16. Prostitution									
17. Gaming and Betting									
18. Offensive Weapons									
19. Other Criminal Code (except traffic and arson).....									
20. Federal Statutes (except traffic, narcotic and controlled drugs)....									
21. Provincial Statutes (except traffic)									
22. Municipal By-laws (except traffic)									

APPENDICE IV

BUREAU FÉDÉRAL DE LA STATISTIQUE

Section de la statistique judiciaire

FORMULE "C" - STATISTIQUE DE LA CRIMINALITÉ

Mois de

Prère de compléter et de retourner au B.F.S. dans l'enveloppe ci-jointe avant ou vers le 15 du mois.

Date

Signature du chef du service

INFRACTIONS 1	Communi- quées à la police ou connues d'elle 2	Affaires non fondées 3	Nombre réel d'in- fractions 4	INFRACTIONS CLASSÉES		MISE EN ACCUSATION			
				Par mise en accu- sation 5	Sans mise en accu- sation 6	Adultes		Jeunes gens	
						Hom- mes 7	Fem- mes 8	Gar- çons 9	Fil- les 10
01. Meurtre*									
03. Tentative de meurtre									
04. Homicide involontaire coupable									
05. Viol									
06. Autres infractions d'ordre sexuel									
07. Blessar									
08. Voies de fait (sauf attentat à la pudeur)									
09. Vol qualifié									
10. Introduction par effraction									
11. Vol - véhicule à moteur									
12. Vol de plus de \$50									
13. Vol de \$50 ou moins									
14. Avoir en sa possession des biens volés									
15. Fraude									
16. Prostitution									
17. Jeux et paris									
18. Armes offensives									
19. Autres infractions au Code criminel (sauf infractions à la circulation)									
20. Lois fédérales (sauf inf. à la circulation et à la loi sur les stupéfiants et les drogues contrôlées)									
21. Lois provinciales (sauf infractions à la circulation)									
22. Règlements municipaux (sauf infractions à la circulation)									

CHOIX DE PUBLICATIONS

À la Distribution des publications, Bureau fédéral de la statistique, Ottawa,
ou chez l'imprimeur de la reine, Hull, (P.Q.).

Numéro du catalogue	STATISTIQUE CRIMINELLE ET CORRECTIONNELLE	prix
85-201	Statistique de la criminalité (Tribunaux) Ann. - Bil.	\$2.00
85-202	Jeunes délinquants - Ann. - Bil.75
85-204	Statistique de l'administration policière - Ann. - Bil.	1.00
85-205	Statistique de la criminalité (Police) - Ann. - Bil.	1.50
85-206	Statistique de l'application des règlements de la circulation - Ann. - Bil.	1.00
85-207	Statistique des établissements de correction - Ann. - Bil.25
85-208	Écoles de protection de la jeunesse - Ann. - Bil.50
85-209	Statistique de l'homicide - Ann. - Bil.50

RECENSEMENT DE LA POPULATION 1961, BIL.

92-530	District électoraux - Comtés et subdivisions, 1961 et 1956 (Bulletin 1.1-1)	1.00
92-531	Comtés et subdivisions - Selon le sexe, T.-N., Î.P.-É., N.É., et N.-B., 1961 (Bulletin 1.1-2)25
92-532	Comtés et subdivisions - Selon le sexe, Qué., 1961 (Bulletin 1.1-3)50
92-533	Comtés et subdivisions - Selon le sexe, Ont., 1961 (Bulletin 1.1-4)50
92-534	Divisions et subdivisions du recensement - Selon le sexe, Man., Sask., Alb., C.-B., Yukon et T.N.-O., 1961 (Bulletin 1.1-5)50
92-535	Cités, villes et villages constitués - (Avec guide des localités); zones métropolitaines et autres grandes agglomérations urbaines, 1961, 1956 et 1951 (Bulletin 1.1-6)50
92-536	Répartition rurale et urbaine - Population rurale agricole, rurale non agricole, et urbaine, selon le sexe; comtés, 1961 et 1956 (Bulletin 1.1-7)50
92-541	Rapports de masculinité - Population selon le sexe et rapport de l'effectif du sexe masculin à l'effectif correspondant du sexe féminin; provinces, comtés, municipalités de 10,000 habitants et plus, et zones métropolitaines du recensement 1961 (Bulletin 1.2-1)50
92-542	Groupes d'âge - Selon le sexe; provinces, comtés, municipalités de 10,000 habitants et plus, et zones métropolitaines de recensement, 1961 (Bulletin 1.2-2)	1.00
92-543	Années d'âge - Selon le sexe par provinces, 1961 (Bulletin 1.2-3)50
92-544	État matrimonial - Selon le sexe; provinces, comtés, municipalités de 10,000 habitants et plus, et zones métropolitaines du recensement, 1961 (Bulletin 1.2-4)75

STATISTIQUE DES TRANSPORTS

53-206	<i>Motor Vehicle Traffic Accidents</i> - Ann. - Angl.	1.00
53-001	<i>Motor Vehicle Traffic Accidents</i> - T. - Angl., par année	2.00

STATISTIQUE DE L'ÉTAT CIVIL

85-519	<i>Causes of Death, Canada, O.</i> Angl.50
84-001	Rapport mensuel - Bil. par an	1.00
91-202	Estimations de la population (âge et sexe), Canada et provinces, (Ann. supp. à 91-503), Bil.25
91-503	Estimations de la population (âge et sexe), 1921-1952, Canada et provinces, D.R.No. 40, Bil.25
91-506	Estimations de la population (âge et sexe), 1952-1960, Canada et provinces, (Supp. à 91-503), Bil.50

Ann. - Annuel	Angl. - Anglais
D.R. - Document de référence	Bil. - Bilingue
T. - Trimestriel	O. - Occasionnel

Outre les publications ci-dessus énumérées, le Bureau fédéral de la statistique publie une grande variété de rapports statistiques sur le Canada tant dans le domaine économique que social, y compris des rapports détaillés sur les recensements de 1961 et 1956. On peut se procurer gratuitement un catalogue complet des publications courantes au Bureau fédéral de la statistique, Ottawa 3 (Canada).

(English, back cover)

SELECTED PUBLICATIONS

Obtainable from Publications Distribution, Dominion Bureau of Statistics, Ottawa
or from the Queen's Printer, Hull, P.Q.

Catalogue number	CRIMINAL AND CORRECTIONAL STATISTICS	Price
85-201	Statistics of Criminal and Other Offences (Courts) A. Bil.	\$2.00
85-202	Juvenile Delinquents A. Bil.75
85-204	Police Administration Statistics A. Bil.	1.00
85-205	Crime Statistics (Police) A. Bil.	1.50
85-206	Traffic Enforcement Statistics A. Bil.	1.00
85-207	Correctional Institution Statistics A. Bil.25
85-208	Training Schools A. Bil.50
85-209	Murder Statistics, A. Bil.50
 POPULATION 1961 CENSUS, BIL. 		
92-530	Electoral districts - By counties and subdivisions 1961 and 1956 (Bulletin 1.1-1)	1.00
92-531	Counties and subdivisions - By sex, Nfld., P.E.I., N.S. and N.B., 1961 (Bulletin 1.1-2)25
92-532	Counties and subdivisions - By sex, Que., 1961 (Bulletin 1.1-3)50
92-533	Counties and subdivisions - By sex, Ont., 1961 (Bulletin 1.1-4)50
92-534	Census divisions and subdivisions - By sex, Man., Sask., Alta., B.C., Yukon and N.W.T., 1961 (Bulletin 1.1-5)50
92-535	Incorporated cities, towns and villages - (With guide to locations): metropolitan and other major urban areas, 1961, 1956 and 1951 (Bulletin 1.1-6)50
92-536	Rural and urban distribution - Rural farm, rural non-farm and urban population, by sex, for counties, 1961 and 1956 (Bulletin 1.1-7)50
92-541	Sex ratios - Population by sex showing proportions of males to females, for provinces, coun- ties, municipalities of 10,000 and over, and census metropolitan areas, 1961 (Bulletin 1.2-1)50
92-542	Age groups - By sex, for provinces, counties, municipalities of 10,000 and over, and census metropolitan areas, 1961 (Bulletin 1.2-2)	1.00
92-543	Single years of age - By sex, for provinces, 1961 (Bulletin 1.2-3)50
92-544	Marital Status - By sex, for provinces, counties, municipalities of 10,000 and over, and census metropolitan areas, 1961 (Bulletin 1.2-4)75
 TRANSPORTATION STATISTICS 		
53-206	Motor Vehicle Traffic Accidents - A.E.	1.00
53-001	Motor Vehicle Traffic Accidents - Q.E. per annum	2.00
 VITAL STATISTICS 		
85-519	Causes of Death, Canada, O., E.50
84-001	Monthly report - Bil. per year	1.00
91-202	Population Estimates (age and sex), Canada and Provinces, (A. Supp. to 91-503), Bil.25
91-503	Population Estimates (age and sex) 1921-52, Canada and Provinces, R. No. 40, Bil.25
91-506	Population Estimates (age and sex) 1952-60, Canada and Provinces, (Supp. to 91-503), Bil.50
	A. - Annual E. - English Q. - Quarterly Bil. - Bilingual R. - Reference Paper O. - Occasional	

In addition to the selected publications listed above, the Dominion Bureau of Statistics publishes a wide range of statistical reports on Canadian economic and social affairs, including detailed reports on the 1961 and 1956 Censuses. A comprehensive catalogue of all current publications is available free on request from the Dominion Bureau of Statistics, Ottawa 3.

(Français, intérieur de la couverture arrière)



C.A.R.
Department of State

TELEGRAM

27

UNCLASSIFIED 826

PAGE 01 BANGUI 01224 261034Z

ACTION COPY

16
ACTION L 03

INFO AF 09, AID 28, GPM 04, H 02, SY 03, MC 01, CIAE 00, INR 07, RSC 01,

NSA 02, DODE 00, JUS 02, TRSY 08, RSR 01, /071 W

R 251500Z JUN 68
FM AMEMBASSY BANGUI
TO SECSTATE WASHDC 1381

LEGAL ADVISER

JUN 26 1968

DEPARTMENT OF STATE

UNCLAS BANGUI 1224

REF: STATE 179593

SUBJ: GUN CONTROL LAWS

BASIC ELEMENTS LOCAL GUN CONTROL ARE:

1. FIREARMS MUST BE REGISTERED INITIALLY AND LICENSE ANNUALLY.
2. ALL FIREARMS COVERED EXCEPT "WEAPONS OF WAR" ALL OF WHICH ARE PROHIBITED.
3. NO EXCEPTION FROM REQUIREMENTS.
4. LAW CONTAINS NO SPECIAL PROVISIONS FOR SPORTING GUNS BUT IN PRACTICE AUTHORITIES MUCH MORE LENIENT IN LICENSING SUCH WEAPONS AS RESULT QUEST TOURIST AND HUNTING TRADE.
5. NO LIMITATION ON IMPORTATION OR MAIL-ORDER PURCHASE MENTIONED IN LAW BUT IMPORTED FIREARMS HELD BY CUSTOMS SERVICE UNTIL PROPERLY LICENSED.
6. FIREARMS SOLD ONLY BY GOVERNMENT LICENSED DEALERS. STATISTICS REQUESTED REFTEL NOT READILY AVAILABLE BUT EMBASSY TRYING OBTAIN THEM AND WILL FORWARD AS SOON AS RECEIVED. LEWIS

UNCLASSIFIED



CHAD

Department of State

TELEGRAM
50

UNCLASSIFIED 681

PAGE 01 FORT L 01960 202158Z

87
ACTION L 03

ACTION COPY

INFO AF 09,GPM 04,H 02,INR 07,CIAE 00,NSA 02,DODE 00,SY 03,MC 01,
TRSY 08,RSR 01,RSC 01,/041 W

R 201150Z JUN 68
FM AMEMBASSY FORT LAMY
TO SECSTATE WASHDC 1973

LEGAL ADVISER

JUN 11 1968
DEPARTMENT OF STATE

UNCLAS FORT LAMY 1960

SUBJ: GUN CONTROL LAWS

REF: STATE 179593

SEQUENTIAL ANSWERS FOLLOW:

1. LAW REQUIRES REGISTRATION OF ALL WEAPONS EXCEPT MILITARY WEAPONS WHICH ARE PROHIBITED.
2. ALL TYPES OF FIREARMS COVERED.
3. THERE ARE NO SPECIAL EXCEPTIONS FOR REQUIREMENTS IN TERMS OF PERSONS OR TYPE OF FIREARM.
4. ANY TYPE SPORTING WEAPON MAY BE IMPORTED AND REGISTERED.
5. FIREARMS MAY BE IMPORTED WITH APPROPRIATE REGISTRATION.
6. ANY LICENSED DEALER CAN SELL FIREARMS.

STATISTICS FOLLOW:

SUICIDES IN FORT LAMY BY FIREARMS: 1 IN 1963, AND 2 IN 1965.
MURDERS: MURDERS IN FORT LAMY AVERAGE ABOUT 7 PERCENT OF DEATHS BUT USUALLY BY KNIVES AS PROHIBITIVE COST OF FIREARMS USUALLY PRECLUDES OWNERSHIP BY CHADIANS. NO FIGURES AVAILABLE ON NUMBER OF ASSULTS PER YEAR IN WHICH FIREARMS WERE INVOLVED. NO FIGURES AVAILABLE ON MURDERS, SUICIDES, OR ARMED ASSAULT OUTSIDE FORT LAMY. VANCE

UNCLASSIFIED



CHILE
Department of State

TELEGRAM

50

UNCLASSIFIED 647

PAGE 01 SANTIAGO 04022 122044Z

ACTION COPY

89
ACTION L 03

INFO ARA 08, RSR 01, GPM 04, H 02, SY 03, CIAE 00, INR 07, NSAE 00, RSC 01,
JUS 02, TRSY 08, MC 01, DODE 00, E 15, PDD 02, /057 WI

R 122003Z JUN 68
FM AMEMBASSY SANTIAGO
TO SECSTATE WASHDC 5876

UNCLAS SANTIAGO 4022

SUBJ: GUN CONTROL LAWS

REF: STATE 179593

LEGAL ADVISER

JUN 13 1968

DEPARTMENT OF STATE

1. FOLLOWING INFO OBTAINED FROM INTERIOR MINISTRY AND CARABINEROS IN RESPONSE QUESTIONS POSED REFTEL:

A. CHILEAN LAW PROHIBITS POSSESSION OR USE ALL RPT ALL TYPES FIREARMS UNLESS PERMIT OBTAINED FROM MINISTRY OF INTERIOR. ALL RPT ALL TYPES OF FIREARMS MUST BE REGISTERED WITH MINISTRY OF DEFENSE. OWNER MUST TAKE WEAPON PERSONALLY TO MINISTRY IN SANTIAGO OR TO GARRISON COMMANDER IN PROVINCES. PRIOR TO REGISTRATION FIREARM MUST BE TESTED BY GOVERNMENT PROOF HOUSE OPERATED BY ARMY.

B. AS INDICATED ALL TYPES OF FIREARMS COVERED.

C. ONLY EXCEPTIONS ARE POLICE AND ARMED FORCES. NO EXCEPTIONS ON BASIS TYPE OF FIREARM.

D. NO SPECIAL PROVISION FOR SPORTING GUNS.

E. MINISTRY OF DEFENSE MUST ISSUE AUTHORIZATION BEFORE FIREARM CAN BE CLEARED THROUGH CUSTOMS OR RELEASED BY POST OFFICE.

F. FIREARMS MAY BE SOLD ONLY BY VENDORS LICENSED BY INTERIOR MINISTRY.

UNCLASSIFIED



Department of State

TELEGRAM

UNCLASSIFIED

PAGE 02 SANTIA 04022 122044Z

2. MOST RECENT REGULATIONS ON SUBJECT IS DECREE NO. 511 OF NOVEMBER 7, 1967 WHICH REQUIRED COMPULSORY RE-REGISTRATION OF ALL FIREARMS WITH DEFENSE MINISTRY.

3. STATISTICS REQUESTED WILL BE SENT SEPARATELY IF AVAILABLE.
KORRY

UNCLASSIFIED



COLUMBIA
Department of State

TELEGRAM

ACTION COPY²

UNCLASSIFIED 315

PAGE 01 BOGOTA 04287 121850Z

91
ACTION L 03

INFO ARA 08, GPM 04, H 02, SY 03, MC 01, INR 07, CIAE 00, NSAE 00, DODE 00,

JUS 02, TRSY 08, RSR 01, RSC 01, /040 W

LEGAL ADVISER

R 121608Z JUN 68
FM AMEMBASSY BOGOTA
TO SECSTATE WASHDC 6568

JUN 13 1968

DEPARTMENT OF STATE

UNCLAS BOGOTA 4287

REF: STATE 179593

1. ARTICLE 48 OF 1886 CONSTITUTION BASIC LAW GOVERNING CONTROL OF WEAPONS. ADDITIONALLY MINISTRY OF DEFENSE REGULATIONS PROVIDE CONTROL, THROUGH REGISTRATION OF WEAPONS, MANDATORY EVERY TWO YEARS.
2. COLOMBIAN CITIZENS ARE PERMITTED CARRY WEAPONS FOR HUNTING AND SELF-PROTECTION, WHICH INCLUDE SHOTGUNS UP TO 12 GAUGE SINGLE BARREL, 22 CALIBER RIFLES AND HANDGUNS. THESE ARMS MUST BE REGISTERED.
3. MEMBERS OF NATIONAL POLICE AND MILITARY FORCES ARE EXEMPT FROM REGISTRATION REQUIREMENT.
4. ARTICLE 48 LIMITS IMPORTATION AND FABRICATION OF ARMS TO GOC. INDUSTRIA MILITAR OF MINDEFENSE IN CHARGE THESE FUNCTIONS, AND IS ONLY ENTITY AUTHORIZED SELL ARMS.
6. NO STATISTICS AVAILABLE CONCERNING DEPARTMENT'S QUERY ON DEATHS. HOWEVER, PUBLIC SAFETY, USAID, BELIEVES APPROXIMATELY TWO-THIRDS HOMICIDES, SUICIDES AND ACCIDENTAL DEATHS CAUSED BY GUN SHOT WOUNDS. FIREARMS INVOLVED IN 95 PER CENT OF ROBBERY AND ASSAULT CASES. CARLSON

UNCLASSIFIED



COSTA RICA

Department of State

TELEGRAM

47

UNCLASSIFIED 535

ACTION COPY

PAGE 01 SAN JO 02967 191943Z

88
ACTION L 03

INFO ARA 08, GPM 04, H 02, SY 03, MC 01, CIAE 00, INR 07, NSAE 00, RSC 01,
DODE 00, JUS 02, TRSY 08, RSR 01, /040 W

R 191638Z JUN 68
FM AMEMBASSY SAN JOSE
TO SECSTATE WASHDC 3548

LEGAL ADVISER

UNCLAS SAN JOSE 2967

DEPARTMENT OF STATE

SUBJ: GUN CONTROL LAWS
REF: STATE 179593

1. EXISTING GUN CONTROLS CONTAINED THREE LAWS AND FOUR EXECUTIVE DECREES. INTER ALIA THEY:

A. REGULATE IMPORTATION AND SALE HANDGUNS, HUNTING RIFLES AND SHOTGUNS. NO SPECIAL PROVISIONS FOR TARGET PRACTICE ARMS.

B. REQUIRE GOVT-APPROVED REQUEST ORDER IMPORT ARMS AND AUTHENTICATED PERMISSION ORDER WITHDRAW THEM FROM CUSTOMS.

C. PROHIBIT IMPORTATION OR POSSESSION ARMS BY PERSONS CONVICTED FELONY OR MISDEMEANOR.

D. REQUIRE REGISTRATION ALL FIREARMS.

E. PROVIDE FOR PERMITS TO CARRY ARMS.

F. DO NOT AUTHORIZE PURCHASE BY MAIL.

G. REQUIRE AUTHORIZED ARMS DEALERS TO OBTAIN WRITTEN APPLICATION FROM CUSTOMERS AND TO PROPERLY IDENTIFY EACH PURCHASER. APPLICATION CALLS FOR FULL NAME, IDENTIFICATION CARD OR PASSPORT NUMBER, ADDRESS AND DESCRIPTION OF ARM. (IN PRACTICE, MERCHANTS SELL ARMS FIRST THEN FORWARD PURCHASER'S APPLICATION TO GOVT.)

2. ARMS AND EXPLOSIVE CONTROL SECTION OF MINISTRY PUBLIC SECURITY ADMINISTERS CONTROL ARMS. APPLICATIONS FOR IMPORTATION AND PURCHASE ARMS ARE REFERRED TO SECURITY AGENCY FOR BACKGROUND CHECK OF

UNCLASSIFIED



Department of State

TELEGRAM

UNCLASSIFIED

PAGE 02 SAN JO #2967 191943Z

APPLICANTS. DURING PERIOD MAY 1, 1967-APRIL 30, 1968 SECTION ISSUED 3,381 PURCHASE PERMITS, 329 IMPORTATION PERMITS, 268 PERMITS TO MERCHANTS FOR SALE FIREARMS AND AMMUNITION, AND 1727 ARMS REGISTRATIONS. OFFICIALS STATE MAJORITY SALES MADE TO CENTRAL AMERICANS OTHER THAN COSTA RICANS.

3. GOCR CONSIDERS EXISTING LAWS AND DECREES INADEQUATE AND OUTDATED. ATTORNEY GENERAL'S OFFICE NOW DRAFTING EXECUTIVE DECREE TO CONSOLIDATE AND STRENGTHEN EXISTING REGULATIONS.

4. STATISTICS REQUESTED REFTEL RE DEATHS AND CRIME NOT AVAILABLE NOW; WILL FORWARD WHEN OBTAINED.

BOONSTRA

UNCLASSIFIED



CYPRUS

Department of State

TELEGRAM

UNCLASSIFIED

ACTION COPY

PAGE 01 NICOSI 01958 141150Z

45

ACTION L 03

INFO NEA 13, GPM 04, H 02, SY 03, MC 01, INR 07, NSA 02, CIAE 00, DODEI 00,

JUS 02, TRSY 08, AID 28, IO 13, RGR 01, RSC 01, /088 W

R 141000Z JUN 68
FM AMEMBASSY NICOSIA
TO SECSTATE WASHDC 1857

LEGAL ADVISER

JUN 14 1968

UNCLAS NICOSIA 1958

DEPARTMENT OF STATE

SUBJECT : GUN CONTROL LAWS

REFERENCE: STATE 179593

1. ESSENTIALS OF CYPRUS FIREARMS LAW ARE AS FOLLOWS:

A) THE IMPORT, EXPORT, POSSESSION, SALE, AND MANUFACTURE OF RIFLES AND AUTOMATIC WEAPONS IS ABSOLUTELY PROHIBITED.

B) ABOVE APPLIES TO PISTOLS AND REVOLVERS EXCEPT GOC COUNCIL OF MINISTERS MAY GRANT SPECIAL INDIVIDUAL PERMIT TO IMPORT AND POSSESS. CURRENTLY LESS THAN 10 SUCH PERMITS EXTANT.

C) IN EFFECT, LAW RECOGNIZES ONLY SHOTGUNS AND AIR RIFLES AS SPORTING GUNS. THESE ARE CONTROLLED BY SPECIAL IMPORT LICENSES, POLICE PERMITS, AND REGISTRATION PROCEDURES.

D) TRADING AND MANUFACTURING OF FIREARMS -- INCLUDING SHOTGUNS AND AIR RIFLES -- IS SPECIFICALLY PROHIBITED.

E) PRIVATE TRANSFER OF SHOTGUNS AND AIR RIFLES MUST BE ACCOMPLISHED WITH PRIOR CONSENT OF POLICE.

F) 1964 AMENDMENT PROVIDES THAT ANYONE USING OR CARRYING ANY KIND OF FIREARM THAT IS NOT SPECIFICALLY PERMITTED UNDER LAW IS LIABLE TO TERM OF IMPRISONMENT NOT EXCEEDING 10 YEARS OR FINE NOT EXCEEDING 500 POUNDS, OR BOTH. THIS AMENDMENT WORDED TO COVER ALL WEAPONS EXCEPT SHOTGUNS AND

UNCLASSIFIED



Department of State

TELEGRAM

UNCLASSIFIED

PAGE 02 NICOSI 01958 141150Z

AIR RIFLES.

G) PERSONS UNDER 21 MAY NOT POSSESS ANY FIREARM.

H) PERSONS CONVICTED OF ANY OFFENSE MAY, IN DISCRETION
POLICE, BE BARRED FROM POSSESSING ANY FIREARM.

2. NUMBER OF CASES IN WHICH FIREARMS WERE USED FOR COMMIS-
SION OF CRIMES DURING YEARS 1965-7 RESPECTIVELY IS 112,
52 AND 76. NO OTHER STATISTICS AVAILABLE. SMITH

UNCLASSIFIED



CZECHOSLOVAKIA

Department of State

TELEGRAM

48

UNCLASSIFIED 192

PAGE 01 PRAGUE 02343 121720Z

ACTION COPY

50
ACTION L 03

INFO EUR 15, GPM 04, H 02, SY 03, MC 01, CIAE 00, INR 07, NSAEI 00, RSC 01,
DODE 00, JUS 02, TRSY 08, RSR 01, /047 W

R 121635Z JUN 68
FM AMEMBASSY PRAGUE
TO SECSTATE WASHDC 3975

LEGAL ADVISER

UNCLAS PRAGUE 2343

JUN 13 1968

SUBJ: GUN CONTROL LAWS

DEPARTMENT OF STATE

REF: STATE 179593

1. 1949 WEAPONS AND AMMUNITION LAW, EXPANDED BY 1961 MINISTRY OF INTERIOR DECREE, REQUIRES REGISTRATION WITH COUNTY (KRAJ) CIVIL AUTHORITIES OF ALL FIREARMS INCLUDING SHOTGUNS AND HAND-GUNS. THESE OFFICES ISSUE FIREARMS LICENSE (ZBROJNI PAS) SIMILAR HUNTING AND FISHING PERMITS. DATA ON LICENSEE'S WEAPONS ARE ENTERED IN LICENSE. ADDITIONAL REGISTRATION WITH LOCAL POLICE IS REQUIRED FOR ALL WEAPONS WITH RIFLED BARRELS, I.E., SHOTGUNS EXCLUDED.
2. ONLY EXCEPTIONS PROVIDED FOR IN LAW ARE OFFICIAL WEAPONS HELD BY POLICE AND MILITARY PERSONNEL. THESE ARE CONTROLLED BY INTERNAL REGULATIONS OF INTERIOR AND DEFENSE MINISTRIES.
3. NO SPECIAL PROVISION MADE FOR SPORTING GUNS, WHICH MUST BE REGISTERED IN SAME MANNER AS OTHER TYPES. CZECHOSLOVAK CITIZENS CANNOT PURCHASE HUNTING WEAPONS UNLESS THEY BELONG TO REGIONAL HUNTING CLUBS WHICH IN EFFECT VOUCH FOR BUYERS BY ISSUING CLOSELY SCREENED MEMBERSHIP BOOKLET. IDENTIFYING INFORMATION ON MEMBER'S FIREARMS IS ENTERED IN BOOKLET.
4. AS IN CASE ALL FOREIGN MERCHANDISE, IMPORTATION OF WEAPONS IS EXCLUSIVE PREROGATIVE OF SPECIALIZED STATE TRADING MONOPOLY, IN THIS INSTANCE OMNIPOL. LAW MAKES NO REFERENCE TO MAIL ORDER PURCHASE OF WEAPONS ON DOMESTIC MARKET. HOWEVER SINCE NEITHER ARMS NOR AMMUNITION CAN BE PURCHASED WITHOUT PRESENTING EITHER

UNCLASSIFIED



Department of State

TELEGRAM

UNCLASSIFIED

PAGE 02 PRAGUE 02343 121720Z

FIREARMS LICENSE OR CLUB BOOKLET, MAIL PURCHASE IS IN EFFECT
PRECLUDED. AMMUNITION CAN BE PURCHASED ONLY IN SPECIFIC
CALIBER OF FIREARMS REGISTERED IN BUYER'S LICENSE OR BOOKLET.

5. TRADE IN WEAPONS IS RESTRICTED TO AUTHORIZED PERSONS AND
ONLY WHEN DEALING IN ESTABLISHED PREMISES, I.E., PERMANENT
SHOPS. PRIVATE SALES OF PERSONALLY OWNED FIREARMS ARE PERMITTED,
WITH BOTH PARTIES LIABLE UNDER LAW TO INSURE THAT TRANSFER
OF OWNERSHIP IS DULY REGISTERED.
BEAM

UNCLASSIFIED



DAHOMÉY
Department of State

L -
TELEGRAM
23

UNCLASSIFIED 175

ACTION COPY

PAGE 01 COTONO 01440 241348Z

51
ACTION L 03

INFO AF 09, GPM 04, H 02, SY 03, MC 01, INR 07, CIAE 00, NSA 02, DODE 00,

JUS 02, TRSY 08, AID 10, RSR 01, RSC 01, /053 W
.....

R 241330Z JUN 68
FM AMEMBASSY COTONOU
TO SECSTATE WASHDC 1459

UNCLAS COTONOU 1440

SUBJECT: GUN CONTROL LAWS

REF: STATE 179593

1. YES.

2. ALL TYPES FIREARMS OTHER THAN MUZZLE LOADERS.

3. ONLY EXCEPTIONS ARE MUZZLE LOADERS WHICH ARE LOCALLY MADE AND USED EXTENSIVELY IN THE BUSH.

4. GENERAL IMPORT, SALE AND TRANSPORT SPORTING GUNS IN DAHOMEY IS PROHIBITED. WEAPON MUST BE SELF-IMPORTED AND PERMIT OBTAINED.

5. IMPORTATION AND MAIL ORDERS FIREARMS NOT PROHIBITED.

6. NO ONE ALLOWED TO SELL FIREARMS IN DAHOMEY. ONLY IMPORTATIONS ON INDIVIDUAL BASIS AND THEORETICALLY EACH INDIVIDUAL LIMITED TO ONE WEAPON.

7. STATISTICS ON DEATHS, ROBBERIES AND ASSAULTS USING FIREARMS NOT MAINTAINED IN DAHOMEY. KNOX

LEGAL ADVISER

DEPARTMENT OF STATE

UNCLASSIFIED



DENMARK
Department of State

TELEGRAM
44

UNCLASSIFIED 252

ACTION COPY

PAGE 01 COPENH 05161 121753Z

54
ACTION L 03

INFO EUR 15, GPM 04, H 02, SY 03, MC 01, INR 07, CIAE 00, NSAE 00, DODE 00,

JUS 02, TRSY 08, RSR 01, RSC 01, /047 W

LEGAL ADVISER

R 121642Z JUN 68
FM AMEMBASSY COPENHAGEN
TO SECSTATE WASHDC 1730

DEPARTMENT OF STATE

UNCLAS COPENHAGEN 5161

SUBJECT: GUN CONTROL LAWS

REF: DEPT'S 179593

1. DENMARK HAS GUN CONTROLS LAWS. EXCEPT FOR SHOTGUNS, POLICE PERMITS REQUIRED IN ORDER TO POSSESS FIREARMS OF ANY KIND WITH SPECIAL RESTRICTIONS FOR PERSONS UNDER 18. LAWS ALSO RESTRICT CONDITIONS UNDER WHICH WEAPONS MAY BE CARRIED BY PERMIT HOLDERS. POLICE MUST BE SATISFIED THAT PERMIT APPLICANT'S REASONS FOR OWNING GUN ARE SUFFICIENT. SELF-DEFENSE IS NOT SUFFICIENT GROUNDS, NOR ARE PERMITS GRANTED FOR GENERALLY CARRYING WEAPONS ON ONE'S PERSON. HOWEVER, SINCE SHOTGUNS UNCONTROLLED, THESE CAN IN THEORY BE OWNED FOR PURPOSE OF SELF-DEFENSE.

FOLLOWING INFORMATION IN RESPONSE TO DEPARTMENT'S SPECIFIC QUESTIONS:

A) DANISH LAW DOES REQUIRE PERMITS FOR POSSESSION ALL FIREARMS AND ASSOCIATED AMMUNITION EXCEPT FOR SMOOTH-BORE SHOTGUNS. REGISTER OF PERMITS MAINTAINED BY POLICE.

B) ONLY SHOTGUNS ARE EXEMPT FROM STRICT LEGAL CONTROL.

C) SPECIAL EXEMPTIONS FROM CONTROLS GRANTED FOR CERTAIN COOPERATIVES AND FOR LEGALLY REGISTERED SHOOTING CLUBS.

D) APART FROM SHOTGUNS, WHICH GENERALLY ACCESSIBLE, THERE ARE SPECIAL REGULATIONS FOR SPORTING GUNS AS USED BY SHOOTING CLUBS.

E) LAW DOES STRICTLY LIMIT AND CONTROL IMPORTATION OF FIREARMS. MAIL ORDER PURCHASE WITHIN DENMARK LIMITED THROUGH PREREQUISITE OF GUN PERMITS PLUS PROOF OF AGE.

UNCLASSIFIED



Department of State

TELEGRAM

UNCLASSIFIED

PAGE 02 COPENH 05161 121753Z

F) POLICE GRANT PERMITS TO DEALERS. POLICE MUST BE SATISFIED THAT APPLICANT'S BACKGROUND OR CIRCUMSTANCES DO NOT RENDER HIM QUESTIONABLE RECIPIENT OF PERMIT TO SELL WEAPONS.

3. FOLLOWING INFORMATION ON STATISTICS:

A) HOMICIDES INVOLVING FIREARMS FOR EACH YEAR 1962 THROUGH 1966 AS FOLLOWS: 6, 7, 8, 6 AND 6. SUICIDES INVOLVING FIREARMS FOR EACH YEAR 1962 THROUGH 1966 AS FOLLOWS: 59, 51, 57, 48 AND 49. ACCIDENTAL DEATHS INVOLVING FIREARMS AS WELL AS EXPLOSIVES (NOT COUNTED SEPARATELY) FOR EACH YEAR 1962 THROUGH 1966 AS FOLLOWS: 15, 6, 6, 4 AND 5.

B) AS INDICATED IN LETTER DATED JUNE 7 FROM DANISH POLICE TO INTERPOL WASHINGTON, DANISH CRIMINAL STATISTICS DO NOT INDICATE EXTENT TO WHICH FIREARMS USED IN ROBBERIES AND ASSAULTS. INCIDENCE OF SUCH USAGE SAID TO BE "RATHER SMALL."

4. EMBASSY TRANSLATING RELEVANT LAWS FOR FORWARDING.

WHITE

UNCLASSIFIED

(12)

AIRGRAM

SOC 11-1 DL

FOR RM USE ONLY

RM/R	REP	AF
1		
ARA	EUR	FE
	5	
NEA	CU	INR
		5
E	P	IO
L	FBO	AID
HC		
AGR	COM	FRB
INT	LAB	TAR
TR	XMB	AIR
ARMY	CIA	NAVY
OSD	USIA	NSA

A-652

UNCLASSIFIED

HANDLING INDICATOR

TO : Department of State

RECEIVED

JUN 24 8 25 AM '68

LEGAL ADVISER

JUN 25 1968

DEPARTMENT OF STATE

DATE: June 25, 1968

FROM : Amembassy COPENHAGEN

SUBJECT : Danish Gun Control Laws

REF : Embassy's 5161 and Dept's 179593

Enclosed for the Department's information and use are translations prepared by the Embassy of the various, currently valid Danish laws, proclamations and regulations governing the sale, possession and use of firearms and weapons.

The Danish laws and regulations were summarized in the communication under reference.

WHITE

Enclosures:

- Enclosure #1 - Proclamation No. 16
- Enclosure #2 - Proclamation No. 291
- Enclosure #3 - Circular dated 4/12/65.
- Enclosure #4 - Proclamations dated 5/12/64 and 11/24/64

1968 JUN 24 PM 3 13

COPYFLG-PSR

UNCLASSIFIED

FOR DEPT. USE ONLY



PROCLAMATION

No. 16

of

Law Concerning Traffic in, and manufacture and possession of, weapons, etc.

This is to announce Act. No. 398 of July 12, 1946 with the amendments which are a consequence of Act No. 80 of March 25, 1961, Act No. 217 of May 31, 1963, Act No. 27 of January 29, 1964 and Act No. 143 of May 13, 1964.

Section 1. It is prohibited, without permission from the Minister of Justice or whomever he may authorize, to import or manufacture:

1. Firearms, together with barrels and breech-blocks for firearms.
2. Ammunition for firearms, including cartridge cases, priming caps, primers, fuses and bullets.
3. Hand grenades, bombs and similar weapons which operate through the scattering of small fragments by a detonation.
4. Hand grenades, bombs, cartridges and the like, appearing as weapons or ammunition, which contain or are intended for containing solid materials, liquids or gases which, when scattered, have harmful, narcotizing or irritating effects, as well as component parts of such weapons or ammunition objects, as well as means of activating them.
5. Explosives, including all explosive materials which may be used as a means of detonation or firing.

Sub-Section 2: Exempted from the prohibition are:

- a) smooth-bore shotguns and parts thereof, insofar as such parts are exclusively to be used for smooth-bore shotguns, loaded shot cartridges with loose shot, together with primers and semi-loaded or empty cartridge cases for shot cartridges,
- b) air and spring guns together with appertaining ammunition,
- c) injection cartridges of caliber not exceeding 4.5 mm and appertaining ammunition with ball-shaped bullet, and length of cartridge not exceeding 12 mm,
- d) butchering devices, which can exclusively be applied for butchering, and ammunition exclusively applicable thereto.

Section 2. It is prohibited, without permission from the Minister of Justice or whomever he might authorize, to acquire by cession objects or materials comprised by the prohibition in Section 1, or to possess, carry or apply such objects or materials. The same shall apply to persons under 18 years of age insofar as the objects

mentioned in Sub-Section 2, a-c, of Section 1, are concerned.

2. In cases where, according to Section 1, permission is required for acquiring or possessing objects or materials, it is prohibited to cede or to lend to anyone else the possession thereof, unless the acquirer or receiver produces the necessary permit.

3. The provisions aforesaid shall not, however, prevent the replacement of the barrel or breech-parts of a fire-arm in case of repair.

Section 3. The Minister of Justice may, if he finds it necessary, order that everyone in possession of objects included under the prohibition in section 1, shall report thereon according to provisions given in detail by the Minister of Justice.

2. The Minister of Justice can give such provisions concerning the storage and possession of the objects and materials mentioned in section 1, as may be required out of consideration for safety.

3. If it is required by consideration for public safety under special circumstances, the Minister of Justice can decide that objects or materials included under the prohibition in Section 1, shall be ceded to public authorities against full compensation, or be deposited. Before such provisions are given concerning shooting clubs under the "Overbestyrelsen for de danske Skytte-, Gymnastik- of Idraersforeninger" (The main board of the Danish shooting- gymnastics- and athletics associations), negotiations shall as far as possible be held with the Main Board.

4. In cases where compensation has to be paid on the occasion of measures provided for in subsection 3, the compensation shall, in the absence of a friendly agreement, be determined by an appraisal commission appointed for the whole country, and consisting of 4 members, viz., one member appointed by the President of the City Court of Copenhagen as chairman, and three members who are experts on arms, one of whom is appointed by the Minister of Justice, one appointed by "De danske Handelsforeningers Faellesorganisation" (The Joint Organization of Danish Trade Associations), and one appointed by "Dansk Jagtforening" (Danish Hunters' Association) and "Landsjagtforeningen af 1923" (The National Hunters' Association of 1923) jointly. In case of parity of votes, the chairman shall have the deciding vote.

Section 4. The Minister of Justice may issue a prohibition against import, against acquisition by cession, against possessing, carrying or applying, against ceding or lending others the possession of:

1. Sharp weapons, the blade of which exceeds 12 cm, switch-blades and switch-stilettoes.
2. Striking or pointed weapons, including brass-knuckles, black-jacks, rubber truncheons and the like.
3. Objects which, without having the appearance of weapons or ammunition, are fit for being used in the same way as the objects mentioned in subsection 4 of section 1.
4. Materials which can be used for the manufacture of subsection 4 of section 1.

Section 5. It is prohibited, without permission from the Minister of Justice, to manufacture solid materials, liquids or gases which, by spreading, have a harmful, narcotizing or irritating effects. The Minister of Justice may give rules for the storage of such materials.

Section 6. It is prohibited, without permission from the Minister of Justice in each individual case, to export:

1. Arms of any kind, except sporting guns,
2. Ammunition, except ammunition for sporting guns,
3. Material for warfare on land, at sea or in the air.
4. Machinery, instruments, apparatuses and other means of production mainly used for the manufacture or maintenance of arms, ammunition or war material, as well as spare-parts and accessories for such means of production,
5. Explosives, including powder, as well as raw materials for the manufacture thereof.

Subsection 2. The Minister of Justice may issue an embargo on arms and ammunition of any kind.

Section 6a. The Minister of Justice may give rules, according to which persons entering this country to participate in hunting or shooting contests, or who leave this country for such purposes, may without permission carry arms for hunting or contests, as well as ammunition for such arms.

Section 7. Arrangement and building of firing ranges shall, out of consideration for public safety, be approved by the Police.

Section 8. The provisions contained in section 1, subsection 2 of section 2, and in sections 3, 4, 5 and 7, shall not apply to military authorities.

Section 9. The provisions contained in subsection 1 of section 2, and subsection 1 of section 3, shall not apply to civilian state authorities. Insofar as municipal authorities are concerned, no permission shall be applied for, insofar as it concerns purchase and use of explosives to be used on road work and the like. The provision in subsection 1 of section 2 shall not prevent the Main Board of the "Danish Shooting-Gymnastics and Athletic Associations" from procuring and possessing practice weapons and ammunition for such arms.

Subsection 2. Under special circumstances, the Minister of Justice may temporarily abolish subsection 1, and decide that the prohibition contained in section 1, and the rules contained in section 2, and subsection 1 and 3-4 of section 3, shall also comprise the arms etc. mentioned in subsection 2 of section 1.

Section 10. Violation of the provisions contained in this act or the provisions made in pursuance hereof, shall be punished by a fine or confinement or under aggravating circumstances by imprisonment up to 2 years, and in addition the objects or the materials can be confiscated for the benefit of the Treasury. In cases where no such confiscation can take place, the offender can be ordered to pay an amount corresponding to their value.

Subsection 2. The fines shall be paid to the Treasury. The cases are to be tried as Police cases. The means provided for in the Administration of Justice Act section 68 (seizure), section 69 (search), section 71 (apprehension) and section 72 (imprisonment) shall, however, apply to the same extent as in cases which, according to the general rules in the Administration of Justice Act, are to be prosecuted by the Public Prosecutor.

Section 11. This Act, which does not apply for the Faroe Islands, shall take effect immediately. Simultaneously, Act No. 246 of May 10, 1940, concerning trading with and manufacture and possession of arms etc., compare Act No. 477 of October 1, 1945 concerning amendment to the same act, shall be abolished.

Sections 2-3 of Act No. 217 of May 31, 1963, concerning amendments to Act concerning trading in, as well as manufacture and possession of arms etc., contain the following provisions:

Section 2: Persons who, on the enactment of the act are in possession of non-automatic salon guns of a caliber not exceeding .22 or ammunition for them, may still possess such arms etc., but must not carry or use them without permit.

Subsection 2: This provision shall apply correspondingly on persons under 18 years of age who, at the enactment of the act are in possession of the arms etc. mentioned in the Arms Act, subsection 2, a-c of Section 1.

UNCLASSIFIED

Page 5 of Enclosure No. 1
to A-652 COPENHAGEN

Section 3: The Act comes into force on July 1, 1963.

The Ministry of Justice, January 20, 1965.

K. Axel Nielsen.

/Niels Madsen.

UNCLASSIFIED

No. 291.

Proclamation concerning trade in, as well as manufacture and possession of weapons, etc.

(Amendment of Proclamation)
No. 331 of November 27, 1964.)

In pursuance of Act concerning trade in, as well as manufacture and possession of weapons etc., see legal proclamation No. 233 of May 31, 1963, the following is determined:

Section 1. The permits mentioned in sections 1 and 2 of Act concerning trade in, as well as manufacture and possession of weapons etc., compare law announcement No. 233 of May 31, 1963, to import, by cession to acquire, possess, carry or use, to cede or to leave with others the possession of weapons etc., are granted, insofar as small arms with appertaining ammunition, by the chief constables (in Copenhagen the Director of the Police), who likewise grant permission to acquire explosives. The permits which are necessary according to section 1 and 2 are otherwise granted by the Ministry of Justice.

Section 2. It is prohibited, without permit from the chief constable (the director of the Police), to import, by cession to acquire, to possess, carry or use, to cede to others or to leave them the possession of:

1. Sharp weapons, the blade of which exceeds 12 cm., switch-blades and switch-stilettoes;
2. Arms for striking or stabbing, including brass-knuckles, black-jacks, rubber truncheons and the like;

Sub-section 2: Daggers and knives, ordinarily used as tools in trade or for household purposes, may, however, be imported without permit. Such weapons may furthermore, without permit, be ceded or left into the possession of others, provided it must be assumed that the acquirer intends to use them in his trade or for household purposes. In addition, they may, likewise without permit, be used in trade or for household purposes, and be acquired, possessed and carried, provided they are intended to be applied in such way.

Section 3. Dealers who have a permit to sell explosives, may buy safety explosives, black powder and smokeless powder without any special permit.

Section 4. Small arms to be used at firing contests or hunting, as well as ammunition for them in a reasonable amount may, in connection with a stay of up to 3 months in this country, (including

travelling through the country), be imported, possessed, carried and used, and be re-exported without permit.

Sub-section 2. The holder of the arms mentioned in subsection 1 shall, on entering this country, produce either a permit issued by a public authority in his home country to be in possession of the arm, - or a certificate from an authority in the country concerned to the effect that no such permit is required. In addition, he shall - on a form approved by the Minister of Justice - give information about the type of the weapon, its manufacture No. and caliber, as well as his name and his address in his home country as well as in the host country. On leaving the country he shall deliver a duplicate of this form to the Customhouse. In the case of importation of small arms to be used at contests, also an invitation from the organization concerned to participate in the contest must be produced.

Subsection 3. Small arms for firing contests and arms for hunting as well as ammunition for such arms in a reasonable amount may, for use during a stay of up to 3 months abroad, be exported and re-imported on the condition that the forms mentioned in subsection 2 with information about the kind of the weapon etc., is delivered to the Customhouse on leaving or entering this country.

Subsection 4. In the case of importation or exportation of small arms to be used at participation in military firing contests in this country or abroad, the declarations and forms etc. mentioned in subsections 2 and 3, may be replaced by a list of the arms carried by the marksmen, provided with a certification of the Ministry of Defense concerning the objective of the travel. This list must be produced at the Customhouse for signature, on the importation as well as on the exportation.

Section 5. The arms mentioned in Act concerning trade in, as well as manufacture and possession of arms etc., compare legal proclamation No. 233 of May 31, 1963, subsections 1 and 2 of section 1, shall be stored in a warrantable way and as far as possible in a place inaccessible for intruders. They must not be exhibited in shop windows, street show cases or the like.

(Amended by announcement
No. 331 of November 27, 1964)

Subsection 2. In case small arms are not kept under lock, the lock or the breech shall be dismantled and kept locked up.

Subsection 3. Ammunition for fire arms shall be kept separately and locked up.

Section 6. The proclamation of the Ministry of Justice, No. 462 of August 21, 1946, concerning importation, manufacture, sale and acquisition of arms, ammunition and explosives etc., as amended by

announcement of the Ministry of Justice No. 361, of November 27, 1962, is abolished.

The Ministry of Justice, July 6, 1963.

Hans Haekkerup

/P. Christensen.

Circular dated April 12, 1965
Concerning The Granting of Permits for Purchase, etc. of Weapons
and Ammunition
To the Chief of Police and the Chief Constables

Section 1. By the proclamation No. 291 of July 6, 1963 from the Ministry of Justice concerning trade in and manufacture and possession of weapons, etc. (the arms proclamation), authorization has been granted -- see proclamation No. 16 of January 20, 1965 -- to the chief constables (in Copenhagen, the Chief of Police) to grant permits to import, by assignment to acquire, possess, carry or use, to assign or to allow others the possession of, the following weapons:

- 1) Small firearms which are comprised by the prohibition in the Sub-Section of Section 1, compare Sub-Section 1, Para. 1, of Section 2, and Sub-Section 2, as well as ammunition for such arms. This also includes carbonic acid guns and carbonic acid pistols.
- 2) Sharp weapons, as well as striking or pointed weapons comprised by the prohibition in Section 2 of the "arms proclamation."
- 3) Smooth-bore shotguns, air guns, spring guns and all the other objects mentioned in Sub-Section 2 a-c of Section 1 of the Arms Act, in case they are intended to be acquired, etc., by persons under 18 years of age, compare Sub-Section 1, para. 2, and Sub-Section 2 of Section 2 of the Arms Act.

Sub-Section 2. The control regulation does not include antique weapons which, insofar as firearms are concerned, means weapons for which no contemporary ammunition can be used, as well as muzzle-loaders. Outside the control regulation are also scare-shot or toy pistols whose sole function rests upon their sound effect, so that no dispersion of solid components, harmful liquids or gases takes place. Ammunition for such weapons will, according to circumstances, be included by the regulations concerning fireworks, e.g., the so-called "platz" cartridges (blank cartridges), so that importation requires permission from the Ministry of Justice, see Act No. 184 of June 7, 1958, concerning prohibition against certain fireworks, and so that the sale hereof to persons under 18 years of age is prohibited, see Proclamation No. 466 of November 30, 1951, from the Ministry of Justice.

I. Permits to Dealers, Co-Operatives and the like.

Section 2. Permission to sell the arms and ammunition mentioned in Sub-Section 1, No. 1, of Section 1, and the arms mentioned in the same section under Sub-Section 2, ought only to be granted to such dealers, including managers of co-ops, in the precinct, who possess a reasonable knowledge of arms and trade in arms, and who are able to store the arms in a safe way, see Section 5 of the Arms Proclamation, and about whom no information is available concerning their personal circumstances or past conduct, which would

render dubious the granting of permission to them to sell weapons.

Section 3. Permanent permits may be granted for the purchase of arms - except pistols, revolvers, full-automatic guns and similar especially dangerous firearms - from suppliers in this country. However, it shall be a prerequisite under such a permanent permit that the suppliers are willing, on request from the Police, to produce the invoices or copies thereof that concern the dealer in question.

Subsection 2. Permanent permits may be granted for the purchase of ammunition from domestic manufacturers or importers.

Subsection 3. Permits under Subsection 1 may be limited by the chief constables by requiring that the dealers keep a special record of purchase and sales of arms.

Section 4. Police permission is not required for the supply of arms apart from the especially perilous firearms mentioned in subsection 1 of section 3 - from "Faellesforeningen for Danmarks Brugsforeninger" (The Joint Association of Danish Cooperatives) to the distribution centers in Herstedvester, Holstebro, Odense, Vejlen, Viby (Jutland), Vordingborg and Aalborg, and from the distribution centers aforesaid to the co-ops, the managers of which are approved as arms-dealers. The "Faellesforeningen" and the distribution centers shall keep an account of the supplies with specified description of number, kind, caliber and manufacture number. The "Faellesforeningen" and the distribution centers shall on request from the Police produce the accounts.

Subsection 2. The provision contained in subsection 1, first period, shall apply correspondingly with regard to delivery of ammunition for the said arms from the "Faellesforeningen" to the distribution centers, and from the latter to the co-ops.

Subsection 3. The Police can demand that the co-op concerned keep a special record of purchase and sale of weapons.

Section 5. Permission to importers and dealers to import from abroad the arms mentioned in Subsections 1 and 2 of Section 1, as well as permits for the purchase in this country of pistols, revolvers, full-automatic guns and similar especially perilous firearms, has to be granted in each individual case. Nothing shall prevent the permits from including various weapons.

II. Permission for persons other than dealers, etc.

Section 6. Permits may be granted only to persons residing in the precinct concerned, and about whose personal conditions and previous conduct no information is available that makes it dubious to comply with the request.

Section 7. In addition it is a prerequisite that the applicant must have a reasonable objective, according to the estimate of the Police,

in obtaining the permit. Permits will thus only be granted, e.g., for hand guns in the following groups of cases:

1) To members of shooting clubs, who have access to the approved firing range of the club, for training or contest firing with a weapon of the make and caliber specified in the application. The shooting clubs subordinate to the Main Board of the Danish Shooting-, Gymnastics- and Athletic Associations may without permission acquire and possess training arms and ammunition for them. For other shooting clubs the Police may grant permission to acquire and possess training arms and ammunition for them, provided that weapons of the kind and caliber the application concerns may be used on the approved range of the club in question, and that the club has available such premises that arms and ammunition can be stored properly. Members of shooting clubs may, without permission, on the approved range of the club carry and use the arms of the club.

2) To societies which arrange trap and skeet shooting at a firing range approved by the Police.

3) To persons who are in possession of a hunter's license. Permission to use a rifle for hunting purposes shall be conditioned by the prohibition of the use of military ammunition, but only special cartridges manufactured for hunting. Hunting arms may, through the permission of the "Jagtkonsulentvaesenet" (Institution of Hunting Advisors), be used by participants of the instruction course of the said institution, to be used on an approved firing range or other duly limited area and under expert supervision. Attention is called to the prohibition in subsection 2 of Section 35 of the Hunting Act, against the use of saloon guns for hunting hares and "haarvildt" (haired game) larger than those, and pheasants.

4) To persons who can prove they need the weapons for destroying vermin in their enterprises in agriculture, forestry, gardening and horticulture or for other professional objectives, e.g. veterinarians, butchers and trick-shooters. Attention is called to the fact that for the combat of vermin it will often be more efficient to use means other than firearms or less dangerous firearms (blank-cartridge pistols).

5) To museums, public collections and the like.

Subsection 2. Beyond these, permits ought only to be granted in special cases.

Section 8. Applications concerning pistols, revolvers, full-automatic guns and similar especially dangerous firearms, should only be granted under very special circumstances, and if the applicant is over 21 years of age and is known as an absolutely reliable person. The Police cannot grant permission for the importation or acquisition of such arms for private collections of arms or for decorative objectives.

Section 9. For the weapons mentioned in subsection 1, No. 2 of section 1, permission ought only to be granted when the arm is intended to be used in the business of the applicant, for sporting purposes (fencing requisites) or for decorative objectives.

Subsection 2. The Police cannot grant permits for brass-knuckles and black-jacks or similar dangerous weapons. Permission for switch-blades and switch stilettoes ought only to be granted in special cases.

Section 10. Weapons permits ought to be granted for persons under 18 years of age only if the legal guardians have given their approval for it in writing.

Subsection 2. To persons, aged between 16 and 18, who have acquired a hunting license under the provisions of the Hunting Act, section 14, litra c, permission for hunting weapons unless the applicant is disadvantageously known by the Police - ought to be granted on application.

Subsection 3. The associations mentioned in subsection 1, No. 1 and 2 of section 7 may get permission to place firearms at the disposal of persons under 18 years of age to be used on the firing range, provided the persons concerned are under continuous supervision.

Subsection 4. Concessionaires who have obtained from the Police the permission required by the Police Regulations for having target shooting (as at carnivals) shall be entitled, in pursuance of the permission aforesaid, to place air and spring guns at the disposal of persons under 18 years of age, to be used at the target shooting, provided the persons concerned are under continuous supervision.

Subsection 5. Other firearms permissions should only be granted to persons under 18 years of age in the cases mentioned in subsection 1 No. 1 of section 7. The Police cannot grant permission for the arms mentioned in section 9 to such persons.

III. The form and contents of the permissions etc.

Section 11. Weapons permits shall be granted in writing.

Subsection 2. It must be emphasized that the permission may be revoked at any time and that, in case it is not being used, it shall be returned to the Police not later than at the expiration of the time of validity.

Subsection 3. Permits granted shall be registered by the Police. For each applicant a file card is established, on which the permits granted to the person concerned are to be stated.

Section 12. Permission for the importation of arms, which are included under the import prohibition, is required for every importation from abroad, and in cases where the weapon is being transported or sent from the Faroe Islands or Greenland.

Subsection 2. Import permit is granted for a term of validity not exceeding 6 months, insofar as permissions for dealers, wholesales as well as retailers, are concerned, and otherwise for a term of validity not exceeding 3 months. In addition it must appear from the permit - which must contain an exact description of the arms concerned - that the permit shall be produced to the Custom House, to be stamped at the importation.

Subsection 3. Import permits for persons other than dealers etc. ought in general only be granted in cases where the applicant concerned has asked for, and fulfills the conditions for obtaining permission to possess, carry or use the arm concerned. According to certain circumstances, an import permit may, however, be granted on the condition that the weapon is deposited with the Police with a view to future re-export or sale.

Section 13. Permission for purchase of weapons is granted for a term of validity not to exceed 3 months. It shall be emphasized in the permits that the dealer in question must return the permit to the Police after it has been provided with statements of the deliveries that have taken place - in the case of firearms, as far as possible with information about the make, caliber and manufacture number of the delivered arms.

Subsection 2. For permits for purchase of ammunition, a longer term of validity may be fixed. The permission ought to comprise a normal consumption of ammunition for the weapon in question. The dealers shall state on the permits the shipments which have taken place, and be returned to the Police by the holders in case of renewal.

Section 14. Permits to possess, carry or use weapons may in each individual case be further limited in a manner consistent with the stated objective, see subsection 1 of section 7.

Subsection 2. It shall be emphasized in the permits that the weapon shall be kept in a responsible way insofar as firearms are concerned in accordance with the provisions contained in section 5 of the Arms Proclamation, and that theft or loss of the arm shall be reported to the Police.

Subsection 3. Attention is called to the fact that persons who on July 1, 1963, were in possession of non-automatic salon guns of a caliber not exceeding .22 or ammunition for such guns, may continue to possess these arms etc. without permission, but the persons in question may not carry or use them without permission. The same applies to persons who are under 18 years of age who, on the said date, were in possession of the arms mentioned in the subsection 2, a-c, of Section 1 of the Arms Act, see sections 2 and 3 of the Act.

Section 15. Chapters II, III and IV of the circular from the Ministry of Justice, of November 4, 1946, are abolished.

The Ministry of Justice, April 12, 1965.
K. Axel Nielsen

Proclamations dated May 12, 1964 and November 24, 1964

Proclamation concerning amendment to Proclamation concerning trade in, as well as manufacture and possession of arms etc.

In the Proclamation from the Ministry of Justice No. 291 of July 6, 1963 concerning trade in, as well as manufacture and possession of arms etc., the following provision shall be inserted as Section 3 a:

"Section 3a - It is prohibited, without permit from the Minister of Justice, to export arms and ammunition of any kind.

Subsection 2. The provision contained in subsection 1 shall not apply with regard to the exportation of small arms, to be used for hunting, as well as ammunition for such arms, to Finland, Iceland, Norway and Sweden."

The Ministry of Justice, May 12, 1964

Hans Haekkerup

/Robert Dam

* * * * *

Proclamation concerning amendment to Proclamation concerning trade in, as well as manufacture and possession of arms etc.

In the Proclamation from the Ministry of Justice, No. 291, of July 6, 1963 concerning trade in, as well as manufacture and possession of arms etc. the following amendments shall be made:

Section 1. Subsection 1, last period, of section 5, shall be drafted as follows:

"The arms etc. mentioned in subsection 1 of section 1, of the act, and the insertion cartridges mentioned in subsection 2, litra c. must not be exhibited in shop windows, street show cases or the like."

Section 2. To subsection 3 of section 5 shall be added as a new period:

"The locking up of the place of storage shall, however, be unnecessary in premises from where ammunition is sold, provided the place of storage is under safe supervision by the presence of the dealer or his employees in the premise."

The Ministry of Justice, November 24, 1964.

K. Axel Nielsen.

/Jørgen Nielsen.



DOMINICAN REPUBLIC

Department of State

TELEGRAM

21

UNCLASSIFIED 367

PAGE 01 SANTO 2873 191752Z

ACTION COPY

43
ACTION L 03

INFO ARA 08,GPM 04,H 02,SY 03,MC 01,INR 07,CIAE 00,NSA 02,DODE 00,
JUS 02,TRSY 08,AID 10,/050 W

R 191615Z JUN 68
FM AMEMBASSY SANTO DOMINGO
TO SECSTATE WASHDC 5483
INFO AMCONSUL SAGO DE LOS CABALLEROS

LEGAL ADVISER

UNCLAS SANTO DOMINGO 2873

SUBJECT: GUN CONTROL LAW

DEPARTMENT OF STATE

REF: STATE 179593

1. LAW NUMBER 36 PROMULGATED OCTOBER 17, 1965 GOVERNS SALE, USE AND OWNERSHIP FIREARMS. REQUIRES LICENSING FOR USE OR OWNERSHIP ALL FIREARMS AND AIRGUNS EXCEPT VERY RARE CASES, FOR EXAMPLE HISTORICAL WEAPONS.

2. SPECIFICALLY EXCEPTED FROM NORMAL LICENSING PROVISIONS FOR GENERAL PUBLIC ARE PRESIDENT, VICE PRESIDENT AND MEMBERS ARMED FORCES AND NATIONAL POLICE. FOR SPORTING GUNS, STIPULATIONS AS TO NUMBER WEAPONS ALLOWED AND ANNUAL COST USER'S LICENSE SOMEWHAT MORE LIBERAL; CARRY FIREARM FOR DEFENSE REQUIRES RD\$200 ANNUAL LICENSE WHEREAS CARRY SHOTGUN FOR HUNTING WOULD COST RD\$75 PER YEAR.

3. CONCERNING IMPORTATION OR MAIL ORDER PURCHASE FIREARMS, NOT BE LEGALLY FEASIBLE FOR DOMINICAN CITIZEN OR RESIDENT WHO NOT A DEALER TO IMPORT WEAPONS (THERE IS PROVISION FOR BRINGING PRIVATE FIREARM INTO COUNTRY, HOWEVER). MAIL ORDER WITHIN COUNTRY, ALTHOUGH NOT SPECIFICALLY FORBIDDEN, APPEARS EXTREMELY UNLIKELY OWING COUNTRY'S SIZE AND RED TAPE INVOLVED PURCHASING FIREARM LEGALLY. SECRETARIAT INTERIOR AND POLICE, WHICH ADMINISTERS WEAPONS LAW, CAN DISCRETIONALLY APPROVE OR DISAPPROVE DEALERSHIP APPLICATIONS. APPROVED DEALERS MUST BE BONDED, MAINTAIN DETAILED RECORDS ALL SALES AND PURCHASERS AND ORDINARILY STORE INVENTORY WITH GOVERNMENT.

UNCLASSIFIED



Department of State

TELEGRAM

21

UNCLASSIFIED

PAGE 02 SANTO 2873 191752Z

4. THE DOMINICAN REPUBLIC FORBIDS OWNERSHIP OR USE FIREARMS BY FOLLOWING: THOSE (A) LESS THAN EIGHTEEN YEARS OLD (B) WHO SUFFER OR HAVE SUFFERED FROM MENTAL DISORDER OR EPILEPSY (C) HABITUAL DRUNKS (D) WHO HAVE BEEN SENTENCED TO MORE THAN ONE YEAR IN PRISON FOR INTENTIONAL INFRACTIONS (E) SENTENCED FOR ROBBERY, DECEIT ABUSE OF CONFIDENCE, CHEATING AND SUCH AND (F) WHO SUBJECT TO LAW COURT ACTION INVOLVING PRISON. MEDICAL AND POLICE CERTIFICATES ACCOMPANY APPLICATIONS.

5. EXPECTED THAT SOME STATISTICS ON DEATHS AND CRIMES INVOLVING FIREARMS MAY BE AVAILABLE IN NEAR FUTURE; THEY WILL BE FORWARDED WHEN RECEIVED.

6. ALTHOUGH AS PROMULGATED, DOMINICAN GUN CONTROL LAW IS VERY STRICT, IN PRACTICE LARGE NUMBERS UNLICENSED WEAPONS ILLEGALLY IN HANDS PUBLIC IN GREAT MEASURE AS RESULT OF INDISCRIMINATE DISTRIBUTION WEAPONS DURING 1965 REVOLUTION. CRIMMINS

UNCLASSIFIED



ECUADOR

Department of State

TELEGRAM

UNCLASSIFIED 418

PAGE 01 QUITO 05105 271342Z

ACTION COPY

49
ACTION L 03:

INFO ARA 08, INR 07, H. 02, GPM 04, SY 03, MC 01, TRSY 08, AID 28, DODE 00,

CIAE 00, NSA 02, RGR 01, /067 W

R 262250Z JUN 68
FM AMEMBASSY QUITO
TO SECSTATE WASHDC 4292

UNCLAS QUITO 5105

SUBJECT: GUN CONTROL LAWS

LEGAL ADVISER

REF: STATE 179593

JUN 28 1968

1. LAW COVERING MANUFACTURE, IMPORT, EXPORT, POSSESSION, AND TRAFFIC IN ARMS, AMMUNITION, EXPLOSIVES, AND ACCESSORIES WAS DECREED BY ECUADOR'S MILITARY GOVERNMENT AND PUBLISHED IN OFFICIAL REGISTER JULY 15, 1963. IT IS VERY LAXLY ENFORCED. DEPARTMENT OF STATE

- 2. FOLLOWING POINTS ARE KEYED TO REFTEL QUESTIONS:
 - A. LAW REQUIRES LICENSE TO POSSESS ARMS. ONLY AUTOMATIC PISTOLS OF CALIBER .22 TO .25, REVOLVERS OF CALIBER .22, RIFLES BETWEEN .22 AND .280, AND SHOTGUNS OF GAUGE 10 TO 410 ARE LEGAL.
 - B. HANDGUNS, RIFLES, AND SHOTGUNS ARE COVERED.
 - C. MEMBERS OF LEGALLY RECOGNIZED AND REGISTERED HUNTING AND SHOOTING CLUBS NEED NOT PROVE THEIR MORAL AND MEN FI NESS, NOR DEMONSTRATE THEIR NEED TO POSSESS ARMS.
 - D. SPECIAL PROVISION IS MADE FOR SPORTING CLUBS, NOT REPEAT NOT, SPORTING GUNS.
 - E. IMPORTATION OF FIREARMS IS CONTROLLED BY GENERAL STAFF, ARMED FORCES. RETAILERS MUST KEEP ARMS REGISTER OF ARMS ACQUIRED AND SOLD, INCLUDING KIND AND SERIAL NUMBERS OF ARMS, IDENTITY CARD, ADDRESS, AND DATE OF POLICE PERMIT OF PURCHASER. THEY MAY SELL AMMUNITION ONLY TO PERSONS HAVING POLICE PERMITS. LAW DOES NOT SPECIFICALLY COVER MAIL ORDER PURCHASES, BUT PRESUMABLY SUCH PURCHASES WOULD HAVE TO MEET ABOVE CRITERIA.
 - F. FIREARMS SELLERS ARE LIMITED TO THOSE AUTHORIZED BY GENERAL STAFF, ARMED FORCES, AND TO HUNTING AND SHOOTING

UNCLASSIFIED

UNCLASSIFIED

PAGE 02 QUITO 05105 271342Z

CLUBS. ARMS CAN LEGALLY BE TRANSFERRED BETWEEN CITIZENS;
ONLY WITH PRIOR PERMISSION OF POLICE SUPERINTENDENT, BUT
THIS PROVISION IS ALMOST NEVER ENFORCED.

3. REQUEST STATISTICS ARE NEITHER RELIABLE NOR READILY
AVAILABLE, BUT WILL CABLE WHATEVER OBTAINABLE ASAP, PROBABLY
WITHIN WEEK.
CROWLEY

UNCLASSIFIED



ECUADOR
Department of State

file
TELEGRAM
23

UNCLASSIFIED 959

ACTION COPY

PAGE 01 QUITO 05455 221816Z

54

ACTION L 03

INFO ARA 08, GPM 04, H 02, SY 03, MC 01, INR 07, CIAE 00, NSA 02, DODE 00,

JUS 02, TRSY 11, AID 10, FBI 01, RSC 01, RSR 01, /056 W
.....

R 221610Z JUL 68
FM AMEMBASSY QUITO
TO SECSTATE WASHDC 4413

LEGAL ADVISER

UNCLAS QUITO 5455

JUL 23 1968

SUBJECT: GUN CONTROL LAWS

DEPARTMENT OF STATE

REF: QUITO 5105

REGRET REQUESTED STATISTICS NOT REPEAT NOT AVAILABLE. ONLY
DATA AVAILABLE ARE EXTREMELY FRAGMENTARY AND MEANINGLESS,
REFLECTING BUT SMALL PORTION OF FIREARMS INCIDENTS REPORTED
IN NEWSPAPERS.
CROWLEY

UNCLASSIFIED



EL SALVADOR

Department of State

TELEGRAM

46

UNCLASSIFIED 316

PAGE 01 SAN SA 02090 142305Z

ACTION COPY

91
ACTION L 03

INFO ARA 08, GPM 04, H 02, SY 03, MC 01, RSC 01, INR 07, CIAE 00, NSA 02,
DODE 00, JUS 02, TRSY 08, AID 10, RSR 01, /052 W

R 142157Z JUN 68
FM AMEMBASSY SAN SALVADOR
TO SECSTATE WASHDC 2950

LEGAL ADVISER

JUN 17 1968

UNCLAS SAN SALVADOR 2090

DEPARTMENT OF STATE

REF: STATE 179593

1. EL SALVADOR HAS GUN CONTROL LAW DATING FROM 1914, AMENDED PERIODICALLY. LAW GENERALLY LOOSELY ENFORCED, AND GOES PRESENTLY CONSIDERING AMENDMENTS DESIGNED TO EFFECT GREATER CONTROL. SUMMARY OF PRINCIPAL ELEMENTS EXISTING LAW FOLLOWS.

A. NO PERMIT REQUIRED FOR PURCHASE AND POSSESSION FIREARMS. CARRYING OF SIDEARMS GENERALLY PROHIBITED WITHIN URBAN AREAS, WITH EXCEPTIONS FOR LAW ENFORCEMENT OFFICERS, MEMBERS ARMED FORCES ON ACTIVE DUTY AND CERTAIN CIVILIAN GOVERNMENT OFFICIALS.

B. MANUFACTURE, IMPORTATION AND SALE OF FIREARMS AND AMMO CONTROLLED BY GOES. LAW REQUIRES DEALERS REGISTER WITH DEFENSE MINISTRY AND MAINTAIN RECORD OF ALL SALES.

C. GUNS FOR PURPOSE TARGET PRACTICE ACCORDED SPECIAL CATEGORY. IMPORTED BY GOES AND SOLD AT COST TO INDIVIDUALS OR ORGANIZATIONS ACCREDITED BY NATIONAL TARGET ASSOCIATION, PURSUANT TO SPECIAL REQUEST CHANNLED THROUGH DEPARTMENT OF PHYSICAL EDUCATION.

D. MAIL ORDER PURCHASE NOT SPECIFICALLY COVERED BY LAW. IMPORTATION ALL TYPES FIREARMS CONTROLLED BY DEFENSE MINISTRY, WHICH MUST GRANT APPROVAL PRIOR TO INTRODUCTION OF WEAPON INTO EL SALVADOR.

2. NATIONAL POLICE REPORT 204 RPT 204 DEATHS DUE TO FIREARMS WITHIN CITY OF SAN SALVADOR (POPULATION 500,000) FROM DECEMBER 16, 1966 TO JUNE 13, 1968. NATIONWIDE STATISTICS OR FIGURES FOR OTHER CRIMES INVOLVING FIREARMS NOT READILY AVAILABLE. CASTRO

UNCLASSIFIED



ETHIOPIA
Department of State

Gibson
TELEGRAM
50

UNCLASSIFIED 578

PAGE 01 ADDIS 4343 141923Z

ACTION COPY

53
ACTION L 03

INFO AF 09, GPM 04, H 02, SY 03, MC 01, CIAE 00, INR 07, NSAE 00, RSC 01,

DODE 00, JUS 02, TRSY 08, AID 10, RSR 01, /05, W

P 141550Z JUN 68
FM AMEMBASSY ADDIS ABABA
TO SECSTATE WASHDC PRIORITY 5981

LEGAL ADVISER

JUN 17 1968

UNCLAS ADDIS ABABA 4343

DEPARTMENT OF STATE

SUBJ: GUN CONTROL LAWS

REF: STATE 179593

1. REPLIES BELOW KEYED TO REFTEL QUESTIONS.

2. 1958 DECREE REQUIRES QTE ARMS UNQTE REGISTRATION AND PROHIBITS POSSESSION ARMS BY PERSONS UNDER 18 YEARS AGE. SUBSEQUENT PROCLAMATIONS DO NOT REPEAL THIS PROHIBITION AGAINST POSSESSION BUT REFER TO NECESSITY FOR QTE EVERY PERSON IN POSSESSION OF AN ARM UNQTE TO REGISTER SAME. DEADLINE FOR REGISTRATION HAS BEEN REPEATEDLY POSTPONED, REFLECTING DIFFICULT CONDITIONS FOR ENFORCEMENT (E.G. LACK OF GOOD COMMUNICATIONS THROUGHOUT EMPIRE, STRONG RESIDUE OF PAROCHIAL ATTITUDES, MANLY AND PATRIOTIC ASSOCIATIONS ATTACHED TO ARMS POSSESSION DATING FROM ITALIAN OCCUPATION AND PERIOD, AND GENERAL PUBLIC APPROVAL FOR IDEA ONE'S HOME CAN BE PROTECTED WITH ANY WEAPON). LATER PROCLAMATIONS REQUIRE REGISTRATION ALSO OF QTE FIREARMS UNQTE. ONE FAMILY MAY POSSESS ONLY THREE ARMS OR FIREARMS, AND HUNDRED ROUNDS AMMO FOR EACH WEAPON. ONE-TIME REGISTRATION FEE IS REQUIRED FOR ARMS AND FIREARMS BUT NOT PERIODIC RE-LICENSING.

3. AS DEFINED IN 1958 DECREE QTE ARMS UNQTE INCLUDE QTE ANY GUN, MACHINE GUN, AUTOMATIC RIFLE, PISTOL, REVOLVER OR ANY OTHER INSTRUMENT FROM WHICH A PROJECTILE CAN BE DISCHARGED UNQTE. TERM QTE FIREARMS UNQTE COMPRISES QTE A SHOTGUN OR OTHER GUN MADE SOLELY FOR HUNTING OR TARGET PRACTICE UNQTE.

UNCLASSIFIED



Department of State

TELEGRAM

UNCLASSIFIED

PAGE 02 ADDIS 4343 141923Z

4. PERSONS UNDER 18 PERMITTED TO POSSESS ARMS IF SUCH ARMS RECEIVED AS GIFT OR AS INHERITANCE, BUT PERSON'S GUARDIAN REQUIRED TO QTE SAFEGUARD UNQTE THE ARM.

5. IN EARLIER PROCLAMATIONS FIREARMS, AS DEFINED PARA THREE, DID NOT HAVE TO BE REGISTERED BY OWNERS. HOWEVER, PERSONS LICENSED TO IMPORT AND EXPORT FIREARMS WERE REQQURED RECORD NAME ADDRESS EACH BUYER SELLER FIREGARMS AS WELL AS DECRIP-TION AND SERIAL NUMBER EACH FIREARM SOLD OR BOUGHT . AT PRESENT NO SPECIAL PROVISIONS MADE FOR SPORTING ARMS.

6. LAW DOES NOT REPEAT NOT PROHIBIT IMPORTATION OR MAIL ORDER PURCHASE OF WEAPONS. HOWEVER, PERMIT REQUIRED TO DO THIS. IN CASE OF SPORTING ARMS, APPLICANT FOR PERMIT MUST PRESENT A VALID IEG HUNTING LICENSE (WHICH IS RENEWABLE ANNUALLY).

7. ANY PERSON LICENSED TO DO SO BY MINISTRY INTERIOR CAN SELL ARMS AND FIREARMS.

8. IEG KEEPS DATA ON HOMICIDES AND SUICIDES, ROBBERIES AND ASSAULTS, BUT NOT BROKEN DOWN BY MOODE OF DEATH OR WEAPON USED. WOULD REQUIRE LENGTHY CASE BY CASE REVIEW DETERMINE NUMBER DEATHS DUE FIREARMS AND ROBBERIES/ASSAULTS INVOLVING FIREARMS. HALL

UNCLASSIFIED